PROVINCE OF BRITISH COLUMBIA

REGULATION OF THE MINISTER OF NATURAL GAS DEVELOPMENT AND MINISTER RESPONSIBLE FOR HOUSING AND DEPUTY PREMIER

Local Government Act

Ministerial Order No. M 290

I, Rich Coleman, Minister of Natural Gas Development and Minister Responsible for Housing and Deputy Premier, order that

(a) effective December 19, 2014, the British Columbia Building Code Regulation, B.C. Reg. 264/2012, as amended by B.C. Regs. 173/2013 and 140/2014, is amended as set out in the attached Schedules 1 and 2, and

(b) an applicant for a building permit as defined in section 3 of the British Columbia Building Code Regulation, B.C. Reg. 264/2012, is exempt from the amendments set out in the attached Schedules in respect of a building permit application submitted before December 19, 2014, if

(i) the building permit applied for is issued and work commences and continues to completion without interruption, other than work stoppages considered reasonable in the building industry, and

(ii) all work is carried out in conformity with the British Columbia Building Code Regulation, B.C. Reg. 264/2012, except the amendments set out in the attached Schedules.

DEPOSITED

September 11, 2014

B.C. REG. 175/2014

SEP 0 9 2014

Date

Minister of Natural Gas Development and Minister Responsible for Housing and Deputy Premier

(This part is for administrative purposes only and is not part of the Order.)

Authority under which Order is made:

Act and section: *Local Government Act*, R.S.B.C. 1996, c. 323, s. 692 (1)

Other: MO 188/2012, 111/2013 and 226/2014

SCHEDULE 1

1 *Book 1 (General) of the British Columbia Building Code established by the British Columbia Building Code Regulation, B.C. Reg. 264/2012, is amended as set out in this Schedule.*

Division 1 – Changes to Division A

2 *Sentences 1.1.1.1.(1) and (2) in Division A are amended by striking out* "(See Appendix A.)".

3 *Sentence 1.4.1.2.(1) is amended in the defined term "Dangerous goods" by striking out* "NFC" *and substituting* "British Columbia Fire Code".

Division 2 – Changes to Appendix A of Division A

4 *Appendix Note A-1.1.1.1.(1) in Appendix A of Division A is amended*

(a) *by renumbering the Appendix Note as Appendix Note A-1.1.1.2.(1), and*

(b) *by striking out* "Table A-1.1.1.1." *wherever it appears and substituting* "Table A-1.1.1.2.".

Division 3 – Changes to Division B

5 *Sentence 1.1.4.1.(1) of Division B is repealed and the following substituted:*

1) Fire safety plans shall conform to the British Columbia Fire Code.

6 *Table 1.3.1.2. is amended*

(a) *by repealing the following item:*

ANSI/ASHRAE/ IESNA	90.1-10	Energy Standard for Buildings Except Low-Rise Residential Buildings	10.2.1.1.(1)

and substituting the following:

ANSI/ASHRAE/ IESNA	90.1-2010	Energy Standard for Buildings Except Low-Rise Residential Buildings	10.2.1.1.(1)

(b) by repealing the following item:

ASME/CSA	ASME A17.1-2007/ CSA B44-07	Safety Code for Elevators and Escalators	3.2.6.7.(2) 3.5.2.1.(1) 3.5.2.1.(2) 3.5.2.1.(3) 3.5.4.2.(1) Table 4.1.5.11.

and substituting the following:

ASME/CSA	ASME A17.1-2010 / CSA B44-10	Safety Code for Elevators and Escalators	3.2.6.7.(2) 3.5.2.1.(3) 3.5.4.2.(1) 3.8.3.10.(1) Table 4.1.5.11.

,

(c) by repealing the following item:

ASTM	A 123/A 123M-08	Zinc (Hot-Dip Galvanized) Coatings on Iron and Steel Products	Table 5.10.1.1. Table 9.20.16.1.

and substituting the following:

ASTM	A 123/A 123M-09	Zinc (Hot-Dip Galvanized) Coatings on Iron and Steel Products	Table 5.10.1.1. Table 9.20.16.1.

,

(d) by repealing the following item:

ASTM	A 153/A 153M-05	Zinc Coating (Hot-Dip) on Iron and Steel Hardware	Table 5.10.1.1. Table 9.20.16.1.

and substituting the following:

ASTM	A 153/A 153M-09	Zinc Coating (Hot-Dip) on Iron and Steel Hardware	Table 5.10.1.1. Table 9.20.16.1.

,

(e) by repealing the following item:

ASTM	A 252-98	Welded and Seamless Steel Pipe Piles	4.2.3.8.(1)

and substituting the following:

ASTM	A 252-10	Welded and Seamless Steel Pipe Piles	4.2.3.8.(1)

,

(f) by repealing the following item:

ASTM	A 653/A 653M-08	Steel Sheet, Zinc-Coated (Galvanized) or Zinc-Iron Alloy-Coated (Galvannealed) by the Hot-Dip Process	Table 5.10.1.1. 9.3.3.2.(1)

and substituting the following:

ASTM	A 653/A 653M-11	Steel Sheet, Zinc-Coated (Galvanized) or Zinc-Iron Alloy-Coated (Galvannealed) by the Hot-Dip Process	Table 5.10.1.1. 9.3.3.2.(1)

,

(g) by repealing the following item:

ASTM	A 792/A 792M-08	Steel Sheet, 55% Aluminum-Zinc Alloy-Coated by the Hot-Dip Process	9.3.3.2.(1)

and substituting the following:

ASTM	A 792/A 792M-10	Steel Sheet, 55% Aluminum-Zinc Alloy-Coated by the Hot-Dip Process	9.3.3.2.(1)

,

(h) by repealing the following item:

ASTM	A 1008/A 1008M-09	Steel, Sheet, Cold-Rolled, Carbon, Structural, High-Strength Low-Alloy, High-Strength Low-Alloy with Improved Formability, Solution Hardened, and Bake Hardenable	4.2.3.8.(1)

and substituting the following:

ASTM	A 1008/A 1008M-11	Steel, Sheet, Cold-Rolled, Carbon, Structural, High-Strength Low-Alloy, High-Strength Low-Alloy with Improved Formability, Solution Hardened, and Bake Hardenable	4.2.3.8.(1)

,

(i) by repealing the following item:

ASTM	A 1011/A 1011M-09a	Steel, Sheet and Strip, Hot-Rolled, Carbon, Structural, High-Strength Low-Alloy, High-Strength Low-Alloy with Improved Formability, and Ultra-High Strength	4.2.3.8.(1)

and substituting the following:

ASTM	A 1011/A 1011M-10	Steel, Sheet and Strip, Hot-Rolled, Carbon, Structural, High-Strength Low-Alloy, High-Strength Low-Alloy with Improved Formability, and Ultra-High Strength	4.2.3.8.(1)

,

(j) by repealing the following item:

ASTM	C 4-04e1	Clay Drain Tile and Perforated Clay Drain Tile	Table 5.10.1.1. 9.14.3.1.(1)

and substituting the following:

ASTM	C 4-04	Clay Drain Tile and Perforated Clay Drain Tile	Table 5.10.1.1. 9.14.3.1.(1)

,

(k) by repealing the following item:

ASTM	C 73-05	Calcium Silicate Brick (Sand-Lime Brick)	Table 5.10.1.1. 9.20.2.1.(1)

and substituting the following:

ASTM	C 73-10	Calcium Silicate Brick (Sand-Lime Brick)	Table 5.10.1.1. 9.20.2.1.(1)

,

(l) by repealing the following item:

ASTM	C 126-99	Ceramic Glazed Structural Clay Facing Tile, Facing Brick, and Solid Masonry Units	Table 5.10.1.1. 9.20.2.1.(1)

and substituting the following:

ASTM	C 126-11	Ceramic Glazed Structural Clay Facing Tile, Facing Brick, and Solid Masonry Units	Table 5.10.1.1. 9.20.2.1.(1)

,

(m) by repealing the following item:

ASTM	C 212-00	Structural Clay Facing Tile	Table 5.10.1.1. 9.20.2.1.(1)

and substituting the following:

ASTM	C 212-10	Structural Clay Facing Tile	Table 5.10.1.1. 9.20.2.1.(1)

,

(n) by repealing the following item:

ASTM	C 260-06	Air-Entraining Admixtures for Concrete	9.3.1.8.(1)

and substituting the following:

ASTM	C 260/C 260M-10a	Air-Entraining Admixtures for Concrete	9.3.1.8.(1)

,

(o) by repealing the following item:

ASTM	C 411-05	Hot-Surface Performance of High-Temperature Thermal Insulation	3.6.5.4.(4) 3.6.5.5.(1) 9.33.6.4.(4) 9.33.8.2.(2)

and substituting the following:

ASTM	C 411-11	Hot-Surface Performance of High-Temperature Thermal Insulation	3.6.5.4.(4) 3.6.5.5.(1) 9.33.6.4.(4) 9.33.8.2.(2)

,

(p) by repealing the following item:

ASTM	C 412M-05a	Concrete Drain Tile (Metric)	Table 5.10.1.1. 9.14.3.1.(1)

and substituting the following:

ASTM	C 412M-11	Concrete Drain Tile (Metric)	Table 5.10.1.1. 9.14.3.1.(1)

,

(q) by repealing the following item:

ASTM	C 494/C 494M-08a	Chemical Admixtures for Concrete	9.3.1.8.(1)

and substituting the following:

ASTM	C 494/C 494M-11	Chemical Admixtures for Concrete	9.3.1.8.(1)

,

(r) by repealing the following item:

ASTM	C 553-02	Mineral Fiber Blanket Thermal Insulation for Commercial and Industrial Applications	Table 5.10.1.1.

and substituting the following:

ASTM	C 553-11	Mineral Fiber Blanket Thermal Insulation for Commercial and Industrial Applications	Table 5.10.1.1.

,

(s) by repealing the following item:

ASTM	C 612-04	Mineral Fiber Block and Board Thermal Insulation	Table 5.10.1.1.

and substituting the following:

ASTM	C 612-10	Mineral Fiber Block and Board Thermal Insulation	Table 5.10.1.1.

,

(t) by repealing the following item:

ASTM	C 700-07a	Vitrified Clay Pipe, Extra Strength, Standard Strength and Perforated	Table 5.10.1.1. 9.14.3.1.(1)

and substituting the following:

ASTM	C 700-11	Standard Specification for Vitrified Clay Pipe, Extra Strength, Standard Strength, and Perforated	Table 5.10.1.1. 9.14.3.1.(1)

,

(u) by repealing the following item:

ASTM	C 834-05	Latex Sealants	Table 5.10.1.1. 9.27.4.2.(2)

and substituting the following:

ASTM	C 834-10	Latex Sealants	Table 5.10.1.1. 9.27.4.2.(2)

,

(v) by repealing the following item:

ASTM	C 920-05	Elastomeric Joint Sealants	Table 5.10.1.1. 9.27.4.2.(2)

and substituting the following:

ASTM	C 920-11	Elastomeric Joint Sealants	Table 5.10.1.1. 9.27.4.2.(2)

,

(w) by repealing the following item:

ASTM	C 954-07	Steel Drill Screws for the Application of Gypsum Panel Products or Metal Plaster Bases to Steel Studs from 0.033 In. (0.84 mm) to 0.112 In. (2.84 mm) In Thickness	9.24.1.4.(1)

and substituting the following:

ASTM	C 954-11	Steel Drill Screws for the Application of Gypsum Panel Products or Metal Plaster Bases to Steel Studs from 0.033 In. (0.84 mm) to 0.112 In. (2.84 mm) In Thickness	9.24.1.4.(1)

,

(x) by repealing the following item:

ASTM	C 991-03	Flexible Fibrous Glass Insulation for Metal Buildings	Table 5.10.1.1.

and substituting the following:

ASTM	C 991-08e1	Flexible Fibrous Glass Insulation for Metal Buildings	Table 5.10.1.1.

,

(y) by repealing the following item:

ASTM	C 1178/C 1178M-08	Coated Glass Mat Water-Resistant Gypsum Backing Panel	Table 5.10.1.1. 9.29.5.2.(1)

and substituting the following:

ASTM	C 1178/C 1178M-11	Coated Glass Mat Water-Resistant Gypsum Backing Panel	Table 5.10.1.1. 9.29.5.2.(1)

,

(z) by repealing the following item:

ASTM	C 1311-02	Solvent Release Sealants	Table 5.10.1.1. 9.27.4.2.(2)

and substituting the following:

ASTM	C 1311-10	Solvent Release Sealants	Table 5.10.1.1. 9.27.4.2.(2)

,

(aa) by repealing the following item:

ASTM	C 1396/C 1396M-06a	Gypsum Board	3.1.5.12.(4) Table 5.10.1.1. Table 9.23.17.2.A. 9.29.5.2.(1) Table 9.29.5.3.

and substituting the following:

ASTM	C 1396/C 1396M-11	Gypsum Board	3.1.5.12.(4) Table 5.10.1.1. Table 9.23.17.2.A. 9.29.5.2.(1) Table 9.29.5.3.

,

(bb) by repealing the following item:

ASTM	D 2898-08	Accelerated Weathering of Fire-Retardant-Treated Wood for Fire Testing	3.1.5.5.(5) 3.1.5.21.(1) 3.2.2.50.(3) 3.2.3.7.(4) 9.10.14.5.(3) 9.10.15.5.(3)

and substituting the following:

ASTM	D 2898-10	Accelerated Weathering of Fire-Retardant-Treated Wood for Fire Testing	3.1.5.5.(5) 3.1.5.21.(1) 3.2.2.50.(3) 3.2.3.7.(4) 9.10.14.5.(3) 9.10.15.5.(3)

,

(cc) by repealing the following item:

ASTM	E 96/E 96M-05	Water Vapor Transmission of Materials	5.5.1.2.(3) 9.25.4.2.(1) 9.25.5.1.(1) 9.30.1.2.(1)

and substituting the following:

ASTM	E 96/E 96M-10	Water Vapor Transmission of Materials	5.5.1.2.(3) 9.25.4.2.(1) 9.25.5.1.(1) 9.30.1.2.(1)

,

(dd) by repealing the following item:

ASTM	E 2190-08	Insulating Glass Unit Performance and Evaluation	Table 5.10.1.1. 9.6.1.2.(1)

and substituting the following:

ASTM	E 2190-10	Insulating Glass Unit Performance and Evaluation	Table 5.10.1.1. 9.6.1.2.(1)

,

(ee) by repealing the following item:

AWPA	M4-08	Care of Preservative-Treated Wood Products	4.2.3.2.(2) Table 5.10.1.1.

and substituting the following:

AWPA	M4-11	Care of Preservative-Treated Wood Products	4.2.3.2.(2) Table 5.10.1.1.

,

(ff) by repealing the following item:

BNQ	NQ 3624-115/2007	Polyethylene (PE) Pipe and Fittings – Flexible Corrugated Pipes for Drainage – Characteristics and Test Methods	Table 5.10.1.1. 9.14.3.1.(1)

and substituting the following:

BNQ	BNQ 3624-115/2007	Polyethylene (PE) Pipe and Fittings – Flexible Pipes for Drainage – Characteristics and Test Methods	Table 5.10.1.1. 9.14.3.1.(1)

,

(gg) by repealing the following item:

CCBFC	NRCC 38732	National Farm Building Code of Canada 1995	1.1.1.1.(3)

and substituting the following:

CCBFC	NRCC 38732	National Farm Building Code of Canada 1995	1.1.1.1.(4)

,

(hh) by repealing the following item:

CCBFC	NRCC 54435-11	National Energy Code of Canada for Buildings	10.2.1.1.(1) 9.36.1.3.(1) 9.36.1.3.(4) 9.36.3.1.(2) 9.36.4.1.(2)

and substituting the following:

CCBFC	NRCC 54435-2011	National Energy Code of Canada for Buildings	10.2.1.1.(1) 9.36.1.3.(1) 9.36.1.3.(4) 9.36.3.1.(2) 9.36.4.1.(2)

,

(ii) by repealing the following items:

CSA	CAN/CSA-A220.0-06	Performance of Concrete Roof Tiles	Table 5.10.1.1. 9.26.2.1.(1)
CSA	CAN/CSA-A220.1-06	Installation of Concrete Roof Tiles	Table 5.10.1.1. 9.26.17.1.(1)

and substituting the following:

CSA	CAN/CSA-A220 Series-06	Concrete Roof Tiles	Table 5.10.1.1. 9.26.2.1.(1) 9.26.17.1.(1)

,

(jj) by repealing the following item:

CSA	CAN/CSA-A660-04	Certification of Manufacturers of Steel Building Systems	4.3.4.3.(1)

and substituting the following:

CSA	CAN/CSA-A660-10	Certification of Manufacturers of Steel Building Systems	4.3.4.3.(1)

,

(kk) by repealing the following item:

CSA	CAN/CSA-B44	Safety Code for Elevators	3.8.3.10.(1)

,

(ll) by repealing the following item:

CSA	CAN/CSA-B182.1-06	Plastic Drain and Sewer Pipe and Pipe Fittings	Table 5.10.1.1. 9.14.3.1.(1)

and substituting the following:

CSA	CAN/CSA-B182.1-11	Plastic Drain and Sewer Pipe and Pipe Fittings	Table 5.10.1.1. 9.14.3.1.(1)

,

(mm) by repealing the following item:

CSA	CAN/CSA-B214-07	Installation Code for Hydronic Heating Systems	6.2.1.1.(1) 9.33.4.2.(1)

and substituting the following:

CSA	CAN/CSA-B214-12	Installation Code for Hydronic Heating Systems	6.2.1.1.(1) 9.33.4.2.(1)

,

(nn) by repealing the following item:

CSA	CAN/CSA-B355-00	Lifts for Persons with Physical Disabilities	3.8.3.5.(1) 3.8.3.10.(1)

and substituting the following:

CSA	CAN/CSA-B355-09	Lifts for Persons with Physical Disabilities	3.8.3.10.(1)

,

(oo) by repealing the following item:

CSA	C22.2 No. 0.3-01	Test Methods for Electrical Wires and Cables	3.1.4.3.(1) 3.1.4.3.(2) 3.1.5.18.(1) 3.1.5.18.(3) 9.34.1.5.(1)

and substituting the following:

CSA	C22.2 No. 0.3-09	Test Methods for Electrical Wires and Cables	3.1.4.3.(1) 3.1.4.3.(2) 3.1.5.18.(1) 3.1.5.18.(3) 9.34.1.5.(1)

,

(pp) by repealing the following item:

CSA	C22.2 No. 113-M1984	Fans and Ventilators	9.32.3.10.(7)

,

(qq) by repealing the following item:

CSA	CAN/CSA-C191-04	Electric Storage Tank Water Heaters for Domestic Hot Water Service	Table 9.36.4.2.

and substituting the following:

CSA	CAN/CSA-C191-04	Performance of Electric Storage Tank Water Heaters for Domestic Hot Water Service	Table 9.36.4.2.

,

(rr) by repealing the following item:

CSA	CAN/CSA-C260-M90	Rating the Performance of Residential Mechanical Ventilating Equipment	9.32.3.5.(1) 9.32.3.6.(2) 9.32.3.7.(1)

and substituting the following:

CSA	CAN/CSA-C260-M90	Rating the Performance of Residential Mechanical Ventilating Equipment	9.32.3.5.(2) 9.32.3.5.(5) 9.32.3.6.(2)

,

(ss) by repealing the following item:

CSA	CAN/CSA-C282-05	Emergency Electrical Power Supply for Buildings	3.2.7.5.(1)

and substituting the following:

CSA	CAN/CSA-C282-09	Emergency Electrical Power Supply for Buildings	3.2.7.5.(1)

,

(tt) by repealing the following item:

CSA	CAN/CSA-C368.1-M90	Room Air Conditioners	9.36.3.10.

and substituting the following:

CSA	CAN/CSA-C368.1-M90	Performance Standard for Room Air Conditioners	Table 9.36.3.10.

,

(uu) by repealing the following item:

CSA	CAN/CSA-C439-00	Rating the Performance of Heat/Energy-Recovery Ventilators	9.32.3.10.(4) 9.32.3.10.(5) 9.36.3.8.(4) 9.36.3.9.(3)

and substituting the following:

CSA	CAN/CSA-C439-09	Rating the Performance of Heat/Energy-Recovery Ventilators	9.36.3.8.(4) 9.36.3.9.(3)

,

(vv) by repealing the following item:

CSA	CAN/CSA-F280-M90	Determining the Required Capacity of Residential Space Heating and Cooling Appliances	9.33.5.1.(1)

and substituting the following:

CSA	F280-12	Determining the Required Capacity of Residential Space Heating and Cooling Appliances	9.33.5.1.(1)

,

(ww) by repealing the following item:

CSA	CAN/CSA-G30.18-M92	Billet-Steel Bars for Concrete Reinforcement	9.3.1.1.(4)

and substituting the following:

CSA	CAN/CSA-G30.18-09	Carbon Steel Bars for Concrete Reinforcement	9.3.1.1.(4)

,

(xx) by repealing the following item:

CSA	S367-09	Air-, Cable-, and Frame-Membrane Supported Structures	4.4.1.1.(1)

and substituting the following:

CSA	S367-09	Air-, Cable-, and Frame-Supported Membrane Structures	4.4.1.1.(1)

,

(yy) by repealing the following item:

CSA	Z32-04	Electrical Safety and Essential Electrical Systems in Health Care Facilities	3.2.7.3.(4) 3.2.7.6.(1)

and substituting the following:

CSA	Z32-09	Electrical Safety and Essential Electrical Systems in Health Care Facilities	3.2.7.3.(4) 3.2.7.6.(1)

,

(zz) by repealing the following item:

CSA	Z662-07	Oil and Gas Pipeline Systems	3.2.3.22.(1)

and substituting the following:

CSA	Z662-11/Z662.1-11	Oil and Gas Pipeline Systems/Commentary on CSA Z662-11	3.2.3.22.(1)

,

(aaa) by repealing the following item:

CSA	Z7396.1-06	Medical Gas Pipeline Systems – Part 1: Pipelines for Medical Gases and Vacuum	3.7.3.1.(1)

and substituting the following:

CSA	Z7396.1-09	Medical Gas Pipeline Systems – Part 1: Pipelines for Medical Gases and Vacuum	3.7.3.1.(1)

,

(bbb) by repealing the following item:

EC	CEPA 1998	Canadian Environmental Protection Act, Section 8, Part 1	6.2.1.7.(2)

,

(ccc) by repealing the following item:

HVI	HVI 915	Procedure for Loudness Rating of Residential Fan Products	9.32.3.10.(2) Table 9.32.3.10.B.

and substituting the following:

HVI	HVI Publication 915-2009	Loudness Testing and Rating Procedure	9.32.3.5.(5)

,

(ddd) by repealing the following item:

HVI	HVI 916	Airflow Test Standard	9.32.3.5.(1) 9.32.3.6.(2) 9.32.3.7.(1)

and substituting the following:

HVI	HVI Publication 916-2009	Airflow Test Procedure	9.32.3.5.(2) 9.32.3.6.(2)

,

(eee) by repealing the following item:

NFPA	13-2007	Installation of Sprinkler Systems	2.2.7.1.(1)[4] 3.1.9.1.(4) 3.2.4.9.(2) 3.2.4.16.(1) 3.2.5.12.(1) 3.3.2.13.(3) 9.10.9.6.(11)

and substituting the following:

NFPA	13-2013	Installation of Sprinkler Systems	2.2.7.1.(1)[4] 3.1.9.1.(4) 3.2.4.9.(2) 3.2.4.16.(1) 3.2.5.12.(1) 3.3.2.13.(3) 9.10.9.6.(11)

,

(fff) by repealing the following item:

NFPA	13D-2007	Installation of Sprinkler Systems in One- and Two-Family Dwellings and Manufactured Homes	3.2.4.1.(2) 3.2.5.12.(3) 9.10.18.2.(3)

and substituting the following:

NFPA	13D-2010	Installation of Sprinkler Systems in One- and Two-Family Dwellings and Manufactured Homes	3.2.4.1.(2) 3.2.5.12.(3) 9.10.18.2.(3)

,

(ggg) by repealing the following item:

NFPA	13R-2007	Installation of Sprinkler Systems in Residential Occupancies up to and Including Four Stories in Height	3.2.5.12.(2)

and substituting the following:

NFPA	13R-2010	Installation of Sprinkler Systems in Residential Occupancies up to and Including Four Stories in Height	3.2.5.12.(2)

,

(hhh) by repealing the following item:

NFPA	14-2007	Installation of Standpipe and Hose Systems	2.2.7.1.(1)[4] 3.2.5.9.(1) 3.2.5.10.(1)

and substituting the following:

NFPA	14-2010	Installation of Standpipe and Hose Systems	2.2.7.1.(1)[4] 3.2.5.9.(1) 3.2.5.10.(1)

,

(iii) by repealing the following item:

NFPA	20-2007	Installation of Stationary Pumps for Fire Protection	3.2.4.10.(4) 3.2.5.18.(1)

and substituting the following:

NFPA	20-2010	Installation of Stationary Pumps for Fire Protection	3.2.4.10.(4) 3.2.5.18.(1)

,

(jjj) by repealing the following item:

NFPA	80-2007	Fire Doors and Other Opening Protectives	3.1.8.5.(2) 3.1.8.10.(2) 3.1.8.14.(1) 3.1.9.1.(5) 9.10.9.6.(13) 9.10.13.1.(1)

and substituting the following:

NFPA	80-2010	Fire Doors and Other Opening Protectives	3.1.8.5.(2) 3.1.8.10.(2) 3.1.8.14.(1) 3.1.9.1.(5) 9.10.9.6.(13) 9.10.13.1.(1)

,

(kkk) by repealing the following item:

NFPA	91-2004	Exhaust Systems for Air Conveying of Vapors, Gases, Mists, and Noncombustible Particulate Solids	6.2.12.3.(1)

and substituting the following:

NFPA	91-2010	Exhaust Systems for Air Conveying of Vapors, Gases, Mists, and Noncombustible Particulate Solids	6.2.12.3.(1)

,

(lll) by repealing the following item:

NFPA	96-2008	Ventilation Control and Fire Protection of Commercial Cooking Operations	3.2.4.9.(2) 6.2.2.7.(1)

and substituting the following:

NFPA	96-2011	Ventilation Control and Fire Protection of Commercial Cooking Operations	3.2.4.9.(2) 6.2.2.7.(1)

,

(mmm) by repealing the following item:

NFPA	101-2009	Life Safety Code	3.3.2.1.(2) 3.3.2.1.(3)

and substituting the following:

NFPA	101-2012	Life Safety Code	3.3.2.1.(2) 3.3.2.1.(3)

,

(nnn) by repealing the following item:

NFPA	211-2006	Chimneys, Fireplaces, Vents, and Solid Fuel-Burning Appliances	6.3.1.2.(2) 6.3.1.3.(1)

,

and substituting the following:

NFPA	211-2010	Chimneys, Fireplaces, Vents, and Solid Fuel-Burning Appliances	6.3.1.2.(2) 6.3.1.3.(1)

,

(ooo) by repealing the following item:

NFPA	214-2005	Water-Cooling Towers	6.2.3.14.(3)

and substituting the following:

NFPA	214-2011	Water-Cooling Towers	6.2.3.14.(3)

,

(ppp) by repealing the following item:

NLGA	2007	Standard Grading Rules for Canadian Lumber	9.3.2.1.(1)

and substituting the following:

NLGA	2010	Standard Grading Rules for Canadian Lumber	9.3.2.1.(1) Table A-1

,

(qqq) by repealing the following item:

TPIC	2007	Truss Design Procedures and Specifications for Light Metal Plate Connected Wood Trusses	9.23.14.11.(6)

and substituting the following:

TPIC	2011	Truss Design Procedures and Specifications for Light Metal Plate Connected Wood Trusses	9.23.14.11.(6)

,

(rrr) by repealing the following item:

ULC	CAN/ULC-S102-07	Test for Surface Burning Characteristics of Building Materials and Assemblies	3.1.5.21.(1) 3.1.12.1.(1) 3.2.2.50.(3)

and substituting the following:

ULC	CAN/ULC-S102-10	Standard Method of Test for Surface Burning Characteristics of Building Materials and Assemblies	3.1.5.21.(1) 3.1.12.1.(1) 3.2.2.50.(3)

,

(sss) by repealing the following item:

ULC	CAN/ULC-S102.4-07	Fire and Smoke Characteristics of Electrical Wiring and Cables	3.1.5.18.(2) 3.1.5.20.(2)

and substituting the following:

ULC	CAN/ULC-S102.4-10	Standard Method of Test for Fire and Smoke Characteristics of Electrical Wiring, Cables and Non-Metallic Raceways	3.1.5.18.(2) 3.1.5.20.(2)

,

(ttt) by repealing the following item:

ULC	CAN/ULC-S107-03	Fire Tests of Roof Coverings	3.1.15.1.(1)

and substituting the following:

ULC	CAN/ULC-S107-10	Fire Tests of Roof Coverings	3.1.15.1.(1)

,

(uuu) by repealing the following item:

ULC	CAN/ULC-S112-M90	Fire Test of Fire-Damper Assemblies	3.1.8.4.(1)

and substituting the following:

ULC	CAN/ULC-S112-10	Fire Test of Fire-Damper Assemblies	3.1.8.4.(1)

,

(vvv) by repealing the following item:

ULC	CAN/ULC-S112.1-M90	Leakage Rated Dampers for Use in Smoke Control Systems	6.2.3.9.(3)

and substituting the following:

ULC	CAN/ULC-S112.1-10	Leakage Rated Dampers for Use in Smoke Control Systems	6.2.3.9.(3)

,

(www) by repealing the following item:

ULC	CAN/ULC-S115-05	Fire Tests of Firestop Systems	3.1.5.16.(3) 3.1.9.1.(1) 3.1.9.1.(2) 3.1.9.1.(3) 3.1.9.4.(4) 9.10.9.6.(2) 9.10.9.7.(3)

and substituting the following:

ULC	CAN/ULC-S115-11	Fire Tests of Firestop Systems	3.1.5.16.(3) 3.1.9.1.(1) 3.1.9.1.(2) 3.1.9.1.(3) 3.1.9.4.(4) 9.10.9.6.(2) 9.10.9.7.(3)

,

(xxx) by repealing the following item:

ULC	CAN/ULC-S531-02	Smoke-Alarms	3.2.4.21.(1) 9.10.19.1.(1) 9.37.2.19.(1)

and substituting the following:

ULC	CAN/ULC-S531-02	Standard for Smoke Alarms	3.2.4.21.(1) 3.3.2.16.(4) 9.10.19.1.(1) 9.37.2.19.(1)

,

(yyy) by repealing the following item:

ULC	CAN/ULC-S701-05	Thermal Insulation, Polystyrene, Boards and Pipe Covering	Table 5.10.1.1. 9.15.4.1.(1) Table 9.23.17.2.A. 9.25.2.2.(1)

and substituting the following:

ULC	CAN/ULC-S701-11	Thermal Insulation, Polystyrene, Boards and Pipe Covering	Table 5.10.1.1. 9.15.4.1.(1) Table 9.23.17.2.A. 9.25.2.2.(1)

,

(zzz) by repealing the following item:

ULC	CAN/ULC-S703-01	Cellulose Fibre Insulation (CFI) for Buildings	Table 5.10.1.1. 9.25.2.2.(1)

and substituting the following:

ULC	CAN/ULC-S703-09	Cellulose Fibre Insulation (CFI) for Buildings	Table 5.10.1.1. 9.25.2.2.(1)

,

(aaaa) by repealing the following item:

ULC	CAN/ULC-S704-03	Thermal Insulation, Polyurethane and Polyisocyanurate, Boards, Faced	Table 5.10.1.1. Table 9.23.17.2.A. 9.25.2.2.(1)

and substituting the following:

ULC	CAN/ULC-S704-11	Thermal Insulation, Polyurethane and Polyisocyanurate, Boards, Faced	Table 5.10.1.1. Table 9.23.17.2.A. 9.25.2.2.(1)

, and

(bbbb) by repealing the following item:

ULC	CAN/ULC-S706-02	Wood Fibre Thermal Insulation for Buildings	Table 5.10.1.1. 9.23.16.7.(3) Table 9.23.17.2.A. 9.25.2.2.(1) 9.29.8.1.(1)

and substituting the following:

ULC	CAN/ULC-S706-09	Standard for Wood Fibre Insulating Boards for Buildings	Table 5.10.1.1. 9.23.16.7.(3) Table 9.23.17.2.A. 9.25.2.2.(1) 9.29.8.1.(1)

7 *Sentence 3.1.2.6.(1) is amended by adding* ", except a child or infant daycare facility," *after "assembly occupancy".*

8 *The following Article is added:*

3.1.2.8. Daycare Facilities for Children
(See Appendix A.)

1) A daycare facility for children shall be classified as a Group A, Division 2 *assembly occupancy*. (See also Article 3.3.2.16.)

9 *Sentences 3.1.5.18.(2) and 3.1.5.20.(2) are amended by striking out* "CAN/ULC-S102.4, "Fire and Smoke Characteristics of Electrical Wiring and Cables," " *and substituting* "CAN/ULC-S102.4, "Standard Method of Test for Fire and Smoke Characteristics of Electrical Wiring, Cables and Non-Metallic Raceways," ".

10 *Sentence 3.1.5.21.(1) is amended by striking out* "CAN/ULC-S102, "Test for Surface Burning Characteristics of Building Materials and Assemblies." " *and substituting* "CAN/ULC-S102, "Standard Method of Test for Surface Burning Characteristics of Building Materials and Assemblies." ".

11 *Clause 3.1.8.4.(1)(c) is amended by striking out* "CAN/ULC-S112-M," *and substituting* "CAN/ULC-S112,".

12 *Sentence 3.1.12.1.(1) is amended by striking out* "CAN/ULC-S102, "Test for Surface Burning Characteristics of Building Materials and Assemblies." " *and substituting* "CAN/ULC-S102, "Standard Method of Test for Surface Burning Characteristics of Building Materials and Assemblies." ".

13 *Clause 3.2.2.50.(3)(b) is amended by striking out* "CAN/ULC-S102, "Test for Surface Burning Characteristics of Building Materials and Assemblies," " *and substituting* "CAN/ULC-S102, "Standard Method of Test for Surface Burning Characteristics of Building Materials and Assemblies," ".

14 *Clause 3.2.4.1.(4)(f) is amended by striking out* "daycare facility," *and substituting* "daycare facility for children,".

15 *Sentence 3.2.4.21.(1) is amended by striking out* "CAN/ULC-S531, "Smoke-Alarms," " *and substituting* "CAN/ULC-S531, "Standard for Smoke Alarms," ".

16 *Clause 3.2.7.3(1)(j) is repealed and the following substituted:*

j) *floor areas* or parts thereof where persons are cared for that are within daycare facilities, including daycare facilities for children, and .

17 *Sentence 3.3.2.7.(1) is amended by striking out* "Sentence 3.8.3.3.(7)" *and substituting* "Sentence 3.3.1.13.(10)(d)".

18 *The following Article is added:*

3.3.2.16. Daycare Facilities with Children under 30 Months
(See Appendix A.)

1) A daycare facility for children where children under 30 months are accommodated shall be located

a) in a *building* that is *sprinklered* throughout, or

b) not more than 1 *storey* above or below a *storey* with an *exit* that opens directly to the exterior of the *building* at ground level.

2) A fire alarm system shall be installed in a *building* that contains a daycare facility described in Sentence (1) if

a) the *building* contains one or more other *suites*, or

b) the daycare facility shares an interior *means of egress*.

3) If a fire alarm system is required by Sentence (2) or Subsection 3.2.4. to be installed in a daycare facility described in Sentence (1), *smoke detectors* shall be installed in

a) each room of the daycare facility, and

b) each corridor serving as part of a *means of egress* from the daycare facility.

4) If a fire alarm system is not installed in a daycare facility described in Sentence (1), *smoke alarms* conforming to CAN/ULC-S531, "Standard for Smoke Alarms," shall be installed in

a) each room of the daycare facility, and

b) each corridor serving as part of a *means of egress* from the daycare facility.

5) *Smoke alarms* required by Sentence (4) shall

a) comply with Sentences 3.2.4.21.(6) and (10), and

b) if more than one *smoke alarm* is required, be wired so that the actuation of one of the required *smoke alarms* will cause all the required *smoke alarms* to sound.

19 ***Sentence 3.7.2.2.(7) is amended by striking out*** "daycare centres" ***and substituting*** "daycare facilities for children".

20 ***Sentence 3.8.3.5.(4) is repealed and the following substituted:***

4) Power operation that functions for passage in both directions shall be provided for all doors in an accessible path of travel at the exterior accessible entrances to

a) a hotel,

b) a Group B, Division 2 *major occupancy*,

c) a Group B, Division 3 *major occupancy*, and

d) any of the following that is more than 500 m² in area:

i) an assembly occupancy,

ii) a business and personal services occupancy, and

iii) a mercantile occupancy.

21 ***Clause 3.8.3.10.(1)(b) is amended by striking out*** "CAN/CSA-B44, "Safety Code for Elevators," " ***and substituting*** "ASME A17.1/CSA B44, "Safety Code for Elevators and Escalators," ".

22 ***Sentence 4.4.1.1.(1) is amended by striking out*** "CSA S367, "Air-, Cable-, and Frame-Membrane Supported Structures," " ***and substituting*** "CSA S367, "Air-, Cable-, and Frame-Supported Membrane Structures," ".

23 *Table 5.10.1.1. is amended*

(a) by repealing the following item:

ASTM	C 700	Vitrified Clay Pipe, Extra Strength, Standard Strength and Perforated

and substituting the following:

ASTM	C 700	Standard Specification for Vitrified Clay Pipe, Extra Strength, Standard Strength, and Perforated

,

(b) by repealing the following item:

BNQ	NQ 3624-115	Polyethylene (PE) Pipe and Fittings – Flexible Corrugated Pipes for Drainage – Characteristics and Test Methods

and substituting the following:

BNQ	BNQ 3624-115	Polyethylene (PE) Pipe and Fittings – Flexible Pipes for Drainage – Characteristics and Test Methods

,

(c) by repealing the following items:

CSA	CAN/CSA-A220.0	Performance of Concrete Roof Tiles
CSA	CAN/CSA-A220.1	Installation of Concrete Roof Tiles

and substituting the following:

CSA	CAN/CSA-A220 Series	Concrete Roof Tiles

, and

(d) by repealing the following item:

ULC	CAN/ULC-S706	Wood Fibre Thermal Insulation for Buildings

and substituting the following:

ULC	CAN/ULC-S706	Standard for Wood Fibre Insulating Boards for Buildings

24 *Clause 6.2.1.4.(1)(c) is amended by striking out* "Equipment." *" and substituting* "Equipment," for the installation of solid-fuel-burning equipment."

25 *Sentence 6.2.2.6.(1) is amended by striking out* "Systems" *and substituting* "Except as provided in Subsection 6.2.12., systems".

26 *Clause 6.2.3.9.(3)(c) is amended by striking out* "CAN/ULC-S112.1-M," *and substituting* "CAN/ULC-S112.1,".

27 *Subclause 9.3.1.1.(4)(b)(i) is amended by striking out* "CAN/CSA-G30.18-M, "Billet-Steel Bars for Concrete Reinforcement," " *and substituting* "CAN/CSA-G30.18, "Carbon Steel Bars for Concrete Reinforcement," ".

28 *Sentence 9.3.1.8.(1) is amended by striking out* "ASTM C 260," *and substituting* "ASTM C 260/C 260M,".

29 *Sentence 9.3.2.1.(1) is amended by striking out* "NLGA 2007," *and substituting* "NLGA 2010,".

30 *Sentence 9.4.2.1.(1) is amended by striking out* "(See Appendix A.)".

31 *The heading to Article 9.4.2.2. is repealed and the following substituted:*

9.4.2.2. **Specified Snow Loads**

(See Appendix A.) .

32 *Sentence 9.10.15.1.(1) is repealed and the following substituted:*

1) This Subsection applies to

a) *buildings* that contain only *dwelling units* and have no *dwelling unit* above another *dwelling unit*, and

b) accessory *buildings* that serve a *building* described in Clause (a).

33 *Clause 9.10.15.5.(3)(a) is amended by striking out* "Section 9.20., Subsection 9.27.11. or Section 9.28." *and substituting* "Section 9.20., 9.27. or 9.28."

34 *Sentence 9.10.19.1.(1) is amended by striking out* "CAN/ULC-S531, "Smoke-Alarms," " *and substituting* "CAN/ULC-S531, "Standard for Smoke Alarms," ".

35 *Subsection 9.13.4. is repealed and the following substituted:*

9.13.4. Soil Gas Control

(See Appendix A.)

9.13.4.1. Application and Scope

1) This Subsection applies to

a) wall, roof and floor assemblies separating *conditioned space* from the ground, and

b) the rough-in of a radon vent pipe to allow the future protection of *conditioned space* that is separated from the ground by a wall, roof or floor assembly.

2) This Subsection addresses the leakage of *soil* gas from the ground into the *building*.

9.13.4.2. Protection from Soil Gas Ingress

1) All wall, roof and floor assemblies separating *conditioned space* from the ground shall be protected by an *air barrier system* conforming to Subsection 9.25.3.

2) Except as permitted by Sentence (4), unless the space between the *air barrier system* and the ground is designed to be accessible for the future installation of a subfloor depressurization system, *dwelling units* and *buildings* containing *residential occupancies* shall be provided with the rough-in for a subfloor depressurization system conforming to Article 9.13.4.3.

3) Except as permitted by Sentence (4) or (5), where *buildings* are used for *occupancies* other than those described in Sentence (2) and are intended to be occupied on average for greater than 4 hours within a 24 hour period, protection from radon ingress and the means to address high radon concentrations in the future shall conform to

a) Article 9.13.4.3., or

b) Part 5 and 6 (see Articles 5.4.1.1. and 6.2.1.1.).

(See Appendix A.)

4) *Buildings* in locations classified as Radon Area 2 by Table C-3 in Appendix C need not conform to Sentences (2) and (3).

5) *Buildings* described in Clause 9.16.2.1.(2)(b) need not conform to Sentence (3).

9.13.4.3. Rough-in for a Subfloor Depressurization System

(See Appendix A.)

1) Floors-on-ground shall be provided with a rough-in for subfloor depressurization consisting of

a) a gas-permeable layer and a radon vent pipe, as described in Sentence (2), or

b) a gas-permeable layer consisting of coarse clean granular material and a radon vent pipe, as described in Sentence (3).

2) Where a rough-in referred to in Clause (1)(a) is provided, the rough-in shall include

a) a gas-permeable layer installed in the space between the *air barrier system* and the ground to allow the depressurization of that space, and

b) a radon vent pipe that

i) has one or more inlets that allow for the effective depressurization of the gas-permeable layer (see A-9.13.4.3.(2)(b)(i) and (3)(b)(i) in Appendix A),

ii) terminates outside the *building* in a manner that does not constitute a hazard, and

iii) is clearly labelled "RADON VENT PIPE."

3) Where a rough-in referred to in Clause (1)(b) is provided, the rough-in shall include

a) a gas-permeable layer, consisting of not less than 100 mm of clean granular material containing not more than 10% of material that will pass a 4 mm sieve, installed below the floor-on-ground, and

b) a radon vent pipe not less than 100 mm in diameter that is constructed so as to be air-tight and installed through the floor-on-ground such that

i) it opens into each contiguous area of the granular layer required by Clause (a) and not less than 100 mm of granular material projects beyond the terminus of the pipe measured along its axis (see A-9.13.4.3.(2)(b)(i) and (3)(b)(i) in Appendix A),

ii) it terminates not less than 1 m above and not less than 3.5 m in any other direction from any air inlet, door or openable window,

iii) it terminates not less than 2 m above and not less than 3.5 m in any other direction from a roof that supports an *occupancy*,

iv) it terminates not less than 1.8 m from a property line,

v) it is shielded from the weather in accordance with Sentence 6.2.3.12.(3),

vi) it is protected from frost closure by insulating the pipe or by some other manner, if subject to frost closure,

vii) the accumulation of moisture in the pipe is prevented, and

viii) it is clearly labelled "RADON VENT PIPE" every 1.2 m and at every change in direction.

(See Appendix A.)

36 Sentence 9.14.3.1.(1) is amended

(a) by repealing Clause (d) and substituting the following:

d) ASTM C 700, "Standard Specification for Vitrified Clay Pipe, Extra Strength, Standard Strength, and Perforated," , *and*

(b) by repealing Clause (h) and substituting the following:

h) BNQ 3624-115, "Polyethylene (PE) Pipe and Fittings – Flexible Pipes for Drainage – Characteristics and Test Methods."

37 Table 9.15.3.4. is repealed and the following substituted:

Table 9.15.3.4.
Minimum Footing Sizes
Forming Part of Sentence 9.15.3.4.(1)

No. of Floors Supported	Minimum Width of Strip Footings, mm		Minimum Footing Area for Columns Spaced 3 m o.c.,[1] m^2
	Supporting Exterior Walls[2]	Supporting Interior Walls[3]	
1	250	200	0.4
2	350	350	0.75
3	450	500	1.0

Notes to Table 9.15.3.4.:
(1) See Sentence 9.15.3.7.(1).
(2) See Sentence 9.15.3.5.(1).
(3) See Sentence 9.15.3.6.(1).

38 Article 9.16.2.1. is repealed and the following substituted:

9.16.2.1. Required Installation of Material Beneath Floors-on-Ground

1) Except as provided in Sentence (2), a drainage layer shall be installed below floors-on-ground. (See Appendix A.)

2) The drainage layer required in Sentence (1) need not be installed below

a) slabs in garages, carports or accessory *buildings*, or

b) *buildings* of *industrial occupancy* where the nature of the process contained therein permits or requires the use of large openings in the *building* envelope even during the winter.

39 Sentence 9.16.2.2.(4) is amended by striking out "clean coarse aggregate" *and substituting* "coarse clean granular material".

40 Clause 9.23.16.5.(2)(a) is amended by striking out "and" *and substituting* "or".

41 Sentence 9.23.16.7.(3) is amended by striking out "CAN/ULC-S706, "Wood Fibre Thermal Insulation for Buildings," " *and substituting* "CAN/ULC-S706, "Wood Fibre Insulating Boards for Buildings," ".

42 Sentence 9.25.2.1.(1) is amended by striking out "and Part 10".

43 Clause 9.25.2.2.(1)(h) is repealed and the following substituted:

h) CAN/ULC-S706, "Wood Fibre Insulating Boards for Buildings."

44 Clause 9.26.2.1.(1)(q) is repealed and the following substituted:

q) CAN/CSA-A220 Series, "Concrete Roof Tiles," .

45 Sentence 9.26.17.1.(1) is amended by striking out "CAN/CSA-A220.1, "Installation of Concrete Roof Tiles." " *and substituting* "CAN/CSA-A220 Series, "Concrete Roof Tiles." ".

46 *Sentence 9.29.8.1.(1) is amended by striking out striking out* "CAN/ULC-S706, "Wood Fibre Thermal Insulation for Buildings." " *and substituting* "CAN/ULC-S706, "Wood Fibre Insulating Boards for Buildings." ".

47 *Clause 9.32.2.1.(1)(b) is amended by striking out* "Part 6." *and substituting* "Subsection 9.32.3."

48 *Subsection 9.32.3. is repealed and the following substituted:*

9.32.3. Heating-Season (Mechanical) Ventilation

(See Appendix A.)

9.32.3.1. Required Ventilation

1) Every *dwelling unit* that is supplied with electrical power shall be provided with a mechanical ventilation system that conforms to

a) CAN/CSA-F326, "Residential Mechanical Ventilation Systems," or

b) this Subsection.

9.32.3.2. Design and Installation

1) Aspects of a mechanical ventilation system that are not specifically addressed in this Subsection shall be designed, constructed, and installed in accordance with good practice such as that described in the ASHRAE Handbook and standards, the HRAI Digest, the HRAI Residential Mechanical Ventilation Manual, the TECA Ventilation Guidelines, the Hydronics Institute manuals, and the SMACNA manuals.

2) Exhaust fans and supply fans shall be installed in accordance with this Subsection and the manufacturer's instructions.

3) The mechanical components of a mechanical ventilation system shall be installed so as to be accessible for inspection, maintenance, repair, and cleaning.

9.32.3.3. Mechanical Ventilation System Components

1) A mechanical ventilation system shall include

a) a principal ventilation system that

i) provides supply air in accordance with Article 9.32.3.4., and

ii) includes an exhaust fan that conforms with Article 9.32.3.5.,

b) the kitchen and bathroom exhaust fans that are required by Article 9.32.3.6., and

c) if the *building* includes a heated crawl space, the components that are required by Article 9.32.3.7.

9.32.3.4. Principal Ventilation System Supply Air

(See Appendix A.)

1) Except as provided in Sentence (6), a principal ventilation system shall mechanically provide supply air in accordance with Sentence (2), (3), (4) or (5).

2) Where the principal ventilation system is a ducted forced-air heating system, the ducted forced-air heating system shall

a) provide supply air through the ducting to

i) each bedroom, and

ii) each floor level without a bedroom,

b) draw supply air from an outdoor inlet that is connected to the furnace cabinet by ducting

i) that is no more than 4.5 m in length, and

ii) unless a flow control device is used, that intersects the return air *plenum* at a point from which the ducting to the furnace cabinet is no less than 3 m in length,

c) draw supply air through ducting that is

i) rigid ducting with an equivalent diameter of at least 100 mm, or

ii) flexible ducting with an equivalent diameter of at least 125 mm, and

d) have a furnace air circulating fan set to run continuously.

3) Where the principal ventilation system is a ducted forced-air heating system used in combination with a heat-recovery ventilator,

a) the ducted forced-air heating system shall conform to Sentence (2),

b) the heat-recovery ventilator shall draw supply air from an outdoor inlet into the return air *plenum* of the ducted forced-air heating system, and

c) the heat-recovery ventilator shall draw exhaust air, through dedicated ducting,

i) from one or more indoor inlets, at least one of which is located at least 2 m above the floor of the uppermost floor level, and

ii) at the capacity rating of the heat-recovery ventilator, which shall be no less than the air-flow rate specified in Table 9.32.3.5.

4) Where the principal ventilation system is a heat-recovery ventilator, the heat-recovery ventilator shall

a) provide supply air through dedicated ducting to

i) each bedroom, and

ii) each floor level without a bedroom, and

b) draw exhaust air, through dedicated ducting,

i) from one or more indoor inlets, at least one of which is located at least 2 m above the floor of the uppermost floor level, and

ii) at the capacity rating of the heat-recovery ventilator, which shall be no less than the air-flow rate specified in Table 9.32.3.5.

5) Where the principal ventilation system is a ducted central-recirculation ventilation system, the ducted central-recirculation ventilation system shall

a) draw supply air from an outdoor inlet connected upstream of the fan, and

b) draw air from

i) each bedroom and deliver it to a common area, or

ii) a common area and deliver it to each bedroom.

6) A principal ventilation system need not conform to Sentence (1) if the principal ventilation system

a) services a *dwelling unit* that

i) is located where the January design temperature, on a 2.5% basis determined in conformance with Article 1.1.3.1., is greater than −10°C,

ii) has only 1 *storey* and a *floor area* within the *building* envelope of less than 168 m² (see Appendix A), and

iii) does not have a ducted forced-air heating system, and

b) provides supply air passively from outdoors through dedicated inlets that

i) are located in each bedroom and at least one common area,

ii) are located at least 1 800 mm above the floor, and

iii) have an unobstructed vent area of not less than 100 mm².

9.32.3.5. Principal Ventilation System Exhaust Fan

1) A principal ventilation system exhaust fan shall

a) run continuously, and

b) provide at least the air-flow rate specified in Table 9.32.3.5.

Table 9.32.3.5.
Principal Ventilation System Exhaust Fan Minimum Air-flow Rate
Forming Part of Clause 9.32.3.5.(1)

Floor Area, m^2	Minimum Air-flow Rate, L/s				
	Number of Bedrooms				
	0–1	2–3	4–5	6–7	> 7
< 140	14	21	28	35	42
140–280	21	28	35	42	49
281–420	28	35	42	49	56
421–560	35	42	49	56	64
561–700	42	49	56	64	71
> 700	49	56	64	71	78

2) For the purposes of Sentence (1), the capacity rating of the principal ventilation system exhaust fan shall be determined, based on air-flow performance at 50 pa of external static pressure, in accordance with

a) HVI Publication 916, "Airflow Test Procedure," or

b) CAN/CSA-C260-M, "Rating the Performance of Residential Mechanical Ventilating Equipment."

3) The principal ventilation system exhaust fan shall be

a) designed to run continuously, and

b) controlled by a dedicated switch that

i) has 2 settings, on and off,

ii) is located where it will be accessible for the purposes of servicing the exhaust fan but not likely to be turned off inadvertently, and

iii) is clearly marked "PRINCIPAL VENTILATION EXHAUST FAN."

4) If the principal ventilation system exhaust fan is designed to run at multiple air-flow rates,

a) the air-flow rate of the fan shall be controlled by a switch other than the switch described in Clause (3)(b), and

b) the lowest air-flow rate shall not be less than the air-flow rate specified in Table 9.32.3.5.

5) The sound rating of the principal ventilation system exhaust fan shall not exceed 1.0 sone when running continuously at the air-flow rate specified in Table 9.32.3.5. as determined in accordance with

a) HVI Publication 915, "Loudness Testing and Rating Procedure," or

b) CAN/CSA-C260-M, "Rating the Performance of Residential Mechanical Ventilating Equipment."

9.32.3.6. Kitchen and Bathroom Exhaust Fans

1) An exhaust fan that provides at least the air-flow rate specified in Table 9.32.3.6. shall be installed in

a) every kitchen, and

b) every bathroom or water-closet room, unless the bathroom or water-closet room is served by the principal ventilation system exhaust fan that complies with Article 9.32.3.5.

2) For the purposes of Sentence (1), the capacity rating of the exhaust fan shall be determined, based on air-flow performance at 50 pa of external static pressure, in accordance with

a) HVI Publication 916, "Airflow Test Procedure," or

b) CAN/CSA-C260-M, "Rating the Performance of Residential Mechanical Ventilating Equipment."

Table 9.32.3.6.
Kitchen/Bathroom Exhaust Fan Minimum Air-flow Rate
Forming Part of Sentence 9.32.3.6.(1)

Room	Minimum Exhaust Fan Air-flow Rate, L/s	
	Intermittent	Continuous
Kitchen	47	N/A
Bathroom	23	9

9.32.3.7. Heated Crawl Space Ventilation

1) Where a crawl space is heated by a ducted forced-air heating system, the crawl space shall be connected to the floor space above the crawl space by at least one air-transfer grille for each 30 m² of crawl space area.

2) Where a crawl space is heated other than by a ducted forced-air heating system, the crawl space shall

a) be connected to

i) the floor space above the crawl space by at least one air-transfer grille for every 30 m² of crawl space area, and

ii) the principal ventilation system by a supply air outlet or an exhaust air inlet,

b) be connected to the floor space above the crawl space by at least 2 air-transfer grilles for every 30 m² of crawl space area, or

c) be connected to

i) the floor space above the crawl space by at least one air-transfer grille for every 30 m² of crawl space area, and

ii) the outdoors by a dedicated exhaust fan that complies with Sentence (4).

3) An air-transfer grille required by Sentence (1) or (2) shall have an unobstructed vent area of not less than 25 cm².

4) Where a dedicated exhaust fan is installed in accordance with Subclause (2)(c)(ii), the dedicated exhaust fan shall

a) provide an air-flow rate of at least 23 L/s, and

b) be controlled by

i) a humidity control device, or

ii) an adjustable time control device that is capable of providing not less than 8 total hours of ventilation per 24 hour period.

5) Where a crawl space is divided into 2 or more compartments, each heated compartment shall conform to Sentence (1) or (2).

9.32.3.8. Air Ducts

1) *Exhaust ducts* shall discharge to the outdoors.

2) *Exhaust ducts* that are downstream of an exhaust fan shall have no connections to other fans or ducts.

3) *Exhaust ducts*, and *supply ducts* that conduct heated or cooled air, shall

a) be sized in accordance with the requirements of the manufacturer of the fans to which they are connected, and

b) have an equivalent diameter not less than that specified by Table 9.32.3.8.(3).

Table 9.32.3.8.(3)
Maximum Equivalent Duct Length[1], m
Forming part of Sentence 9.32.3.8.(3)

Flexible Duct						
Equivalent Diameter, mm (Cross Section Area for Rectangular Ducts, cm^2)	Fan Capacity, L/s					
	25	40	50	60	70	80
125 (123)	32	15	—	—	—	—
150 (177)	46	40	28	18	13	—
175 (240)	46	46	46	46	46	24
200 (314)	46	46	46	46	46	46

Rigid Duct						
Equivalent Diameter, mm (Cross Section Area for Rectangular Ducts, cm^2)	Fan Capacity, L/s					
	25	40	50	60	70	80
100 (79)	32	15	—	—	—	—
125 (123)	46	40	28	18	13	—
150 (177)	46	46	46	42	34	24
175 (240)	46	46	46	46	46	46

Notes to Table 9.32.3.8.(3):
(1) The equivalent length of a duct is the length of the duct plus 10 m for the exterior hood and 3 m for each 90° elbow.

4) Where an *exhaust duct* passes through or is located adjacent to a space that is not *conditioned space*, the duct shall conform to Article 9.36.3.2., except that in no case shall such a duct be insulated to less than RSI 0.75.

5) Where a principal ventilation system *supply duct* passes through or is located adjacent to a *conditioned space*, the duct shall be

a) insulated to not less than RSI 0.75, and

b) provided with an effective vapour barrier.

6) Where a kitchen exhaust fan grille is installed within 1.2 m horizontally of a *cooktop*, the exhaust fan duct shall

a) be constructed of a material that is noncombustible, corrosion-resistant, and cleanable, and

b) be equipped with a grease filter at the intake end.

7) All joints in *exhaust ducts*, and in *supply ducts* that conduct conditioned air, shall be sealed against air leakage with

a) sealants or gaskets made from liquids, mastics or heat-applied materials,

b) mastic with embedded fabric,

c) foil-faced butyl tape, or

d) aluminum foil tape.

8) *Supply ducts* for a mechanical ventilation system shall not be used to provide combustion or dilution air to fuel-burning appliances.

9.32.3.9. Outdoor Inlets and Outlets

1) Outdoor air inlets and exhaust outlets shall be shielded from the weather, birds and rodents by using hoods incorporating a screen of corrosion-resistant material with openings of 6 to 12 mm.

9.32.3.10. Interior Distribution

1) Interior doors shall be undercut by a minimum of 12 mm above the finished floor or the rooms shall be provided with an air-transfer grille with an unobstructed vent area that is not less than 100 cm².

49 Article 9.32.4.1. is amended

(a) in Clause (1)(a) by striking out "A-9.32.3.8.(1)(a) in",

(b) in Clause (1)(b) by striking out "in an area where soil gas is deemed to be a problem" *and substituting* "in an area classified as Radon Area 1 by Table C-3 in Appendix C",

(c) by repealing Sentence (2) and substituting the following:

2) Where additional make-up air is required for appliances described in Sentence (1), it shall be provided by a supply fan rated to deliver outdoor air at the rate of the installed exhaust appliance., *and*

(d) in Sentence (3) by striking out "Clause (2)(b)" *and substituting* "Sentence (2)".

50 Sentence 9.33.5.1.(1) is amended by striking out "CAN/CSA-F280-M," *and substituting* "CSA F280,".

51 Sentence 9.36.1.2.(1) is amended by striking out "in accordance with the requirements of the Code" *and substituting* "by Article 9.33.2.1."

52 Sentence 9.36.1.3.(5) is repealed and the following substituted:

5) The following are exempted from the requirements of this Section:

a) *buildings* or portions of *buildings* that are not *conditioned spaces*, and

b) residential *buildings* that are not intended for use in the winter months on a continuing basis.

(See Appendix A.)

53 Sentence 9.36.2.1.(3) is amended by striking out "Sentence 9.36.2.6.(3)" *and substituting* "Sentence 9.36.2.6.(4)".

54 Note 1 of the Notes to Table 9.36.4.2. is amended by striking out "3,412 Btu/h" *and substituting* "3 412 Btu/h".

55 Clauses 9.36.5.11.(15)(b) and 9.36.5.15.(14)(b) are amended by striking out "0.0194" *and substituting* "0.0251".

56 Article 10.2.1.1. is repealed and the following substituted:

10.2.1.1. Design and Installation

1) Except as provided in Sentence (2), all *buildings* shall be designed and constructed to conform to

a) ANSI/ASHRAE/IESNA 90.1, "Energy Standard for Buildings Except Low-Rise Residential Buildings," or

b) the NECB.

2) This Section does not apply to *buildings* described in Sentence 1.3.3.3.(1) of Division A.

Division 4 – Changes to Appendix A of Division B

57 Table A-1.3.1.2.(1) in Appendix A of Division B is amended

(a) by repealing the following item:

ASME/CSA	ASME A17.1-2007/CSA B44-07	Safety Code for Elevators and Escalators	A-3.5.2.1.(1)

and substituting the following:

ASME/CSA	ASME A17.1-2010/CSA B44-10	Safety Code for Elevators and Escalators	A-3.5.2.1.(1)

,

(b) by repealing the following item:

ASTM	C 1193-09	Use of Joint Sealants	A-Table 5.10.1.1. A-9.27.4.2.(1)

and substituting the following:

ASTM	C 1193-11a	Use of Joint Sealants	A-Table 5.10.1.1. A-9.27.4.2.(1)

,

(c) by repealing the following item:

ASTM	C 1472-00	Calculating Movement and Other Effects When Establishing Sealant Joint Width	A-Table 5.10.1.1. A-9.27.4.2.(1)

and substituting the following:

ASTM	C 1472-10	Calculating Movement and Other Effects When Establishing Sealant Joint Width	A-Table 5.10.1.1. A-9.27.4.2.(1)

,

(d) by repealing the following item:

ASTM	E 1007-04e1	Field Measurement of Tapping Machine Impact Sound Transmission Through Floor-Ceiling Assemblies and Associated Support Structures	A-9.11.1.1.(1)

and substituting the following:

ASTM	E 1007-11e1	Field Measurement of Tapping Machine Impact Sound Transmission Through Floor-Ceiling Assemblies and Associated Support Structures	A-9.11.1.1.(1)

,

(e) by repealing the following item:

CSA	A23.4-05	Precast Concrete – Materials and Construction	A-4.3.3.1.(1)

and substituting the following:

CSA	A23.4-09	Precast Concrete – Materials and Construction	A-4.3.3.1.(1)

,

(f) by repealing the following item:

CSA	CAN/CSA-A277	Procedure for Certification of Factory-Built Houses	A-1.1.1.1.(3)[3]

,

(g) by repealing the following item:

CSA	CAN/CSA-B365-01	Installation Code for Solid-Fuel-Burning Appliances and Equipment	A-9.33.1.1.(2) A-9.33.5.3.

and substituting the following:

CSA	CAN/CSA-B365-01	Installation Code for Solid-Fuel-Burning Appliances and Equipment	A-9.33.5.3.

,

(h) by repealing the following item:

CSA	CAN/CSA-C439-00	Rating the Performance of Heat/Energy-Recovery Ventilators	A-9.36.3.9.(3)

and substituting the following:

CSA	CAN/CSA-C439-09	Rating the Performance of Heat/Energy-Recovery Ventilators	A-9.36.3.9.(3)

,

(i) by repealing the following item:

CSA	CAN/CSA-F280-M90	Determining the Required Capacity of Residential Space Heating and Cooling Appliances	A-9.36.3.2.(1) A-9.36.5.15.(5)

and substituting the following:

CSA	F280-12	Determining the Required Capacity of Residential Space Heating and Cooling Appliances	A-9.36.3.2.(1) A-9.36.5.15.(5)

,

(j) by repealing the following items:

CSA	O112.6-M1977	Phenol and Phenol-Resorcinol Resin Adhesives for Wood (High-Temperature Curing)	Table A-9.10.3.1.B.
CSA	O112.7-M1977	Resorcinol and Phenol-Resorcinol Resin Adhesives for Wood (Room- and Intermediate-Temperature Curing)	Table A-9.10.3.1.B.

and substituting the following:

CSA	O112.9-10	Evaluation of Adhesives for Structural Wood Products (Exterior Exposure)	Table A-9.10.3.1.B.
CSA	O112.10-08	Evaluation of Adhesives for Structural Wood Products (Limited Moisture Exposure)	Table A-9.10.3.1.B.

,

(k) by repealing the following item:

CSA	Z32-04	Electrical Safety and Essential Electrical Systems in Health Care Facilities	A-3.2.7.6.(1)

and substituting the following:

CSA	Z32-09	Electrical Safety and Essential Electrical Systems in Health Care Facilities	A-3.2.7.6.(1)

,

(l) by repealing the following item:

HVI		Certified Home Ventilating Products Directory	A-9.36.3.9.(3)

and substituting the following:

HVI	HVI Publication 911-2012	Certified Home Ventilating Products Directory	A-9.36.3.9.(3)

,

(m) by repealing the following item:

NFPA	2001 Edition	Fire Protection Guide to Hazardous Materials	A-6.2.2.6.(1)

and substituting the following:

NFPA	2010 Edition	Fire Protection Guide to Hazardous Materials	A-6.2.2.6.(1)

,

(n) by repealing the following item:

NFPA	13-2007	Installation of Sprinkler Systems	A-3.2.4.10.(3)(f) A-3.2.5.12.(1) A-3.2.5.12.(6) A-3.2.5.12.(7) A-3.2.5.13.(1) A-3.2.8.2.(3)

and substituting the following:

NFPA	13-2013	Installation of Sprinkler Systems	A-3.2.4.10.(3)(f) A-3.2.5.12.(1) A-3.2.5.12.(6) A-3.2.5.12.(7) A-3.2.5.13.(1) A-3.2.8.2.(3)

,

(o) by repealing the following item:

NFPA	13D-2007	Installation of Sprinkler Systems in One- and Two-Family Dwellings and Manufactured Homes	A-3.2.5.12.(6) A-3.2.5.12.(7) A-3.2.5.13.(1)

and substituting the following:

NFPA	13D-2010	Installation of Sprinkler Systems in One- and Two-Family Dwellings and Manufactured Homes	A-3.2.5.12.(6) A-3.2.5.12.(7) A-3.2.5.13.(1)

,

(p) by repealing the following item:

NFPA	13R-2007	Installation of Sprinkler Systems in Residential Occupancies up to and Including Four Stories in Height	A-3.2.5.12.(6) A-3.2.5.12.(7) A-3.2.5.13.(1)

and substituting the following:

NFPA	13R-2010	Installation of Sprinkler Systems in Residential Occupancies up to and Including Four Stories in Height	A-3.2.5.12.(6) A-3.2.5.12.(7) A-3.2.5.13.(1)

,

(q) by repealing the following item:

NFPA	20-2007	Installation of Stationary Pumps for Fire Protection	A-3.2.4.10.(3)(f)

and substituting the following:

NFPA	20-2010	Installation of Stationary Pumps for Fire Protection	A-3.2.4.10.(3)(f)

,

(r) by repealing the following item:

NFPA	30-2008	Flammable and Combustible Liquids Code	A-6.2.2.6.(1)

and substituting the following:

NFPA	30-2012	Flammable and Combustible Liquids Code	A-6.2.2.6.(1)

,

(s) by repealing the following item:

NFPA	30A-2008	Motor Fuel Dispensing Facilities and Repair Garages	A-6.2.2.6.(1)

and substituting the following:

NFPA	30A-2012	Motor Fuel Dispensing Facilities and Repair Garages	A-6.2.2.6.(1)

,

(t) by repealing the following item:

NFPA	32-2007	Drycleaning Plants	A-6.2.2.6.(1)

and substituting the following:

NFPA	32-2011	Drycleaning Plants	A-6.2.2.6.(1)

,

(u) by repealing the following item:

NFPA	33-2007	Spray Application Using Flammable or Combustible Materials	A-6.2.2.6.(1)

and substituting the following:

NFPA	33-2011	Spray Application Using Flammable or Combustible Materials	A-6.2.2.6.(1)

,

(v) by repealing the following item:

NFPA	34-2007	Dipping and Coating Processes Using Flammable or Combustible Liquids	A-6.2.2.6.(1)

and substituting the following:

NFPA	34-2011	Dipping and Coating Processes Using Flammable or Combustible Liquids	A-6.2.2.6.(1)

,

(w) by repealing the following item:

NFPA	35-2005	Manufacture of Organic Coatings	A-6.2.2.6.(1)

and substituting the following:

NFPA	35-2011	Manufacture of Organic Coatings	A-6.2.2.6.(1)

,

(x) by repealing the following item:

NFPA	40-2007	Storage and Handling of Cellulose Nitrate Film	A-6.2.2.6.(1)

and substituting the following:

NFPA	40-2011	Storage and Handling of Cellulose Nitrate Film	A-6.2.2.6.(1)

,

(y) by repealing the following item:

NFPA	51A-2006	Acetylene Cylinder Charging Plants	A-6.2.2.6.(1)

and substituting the following:

NFPA	51A-2012	Acetylene Cylinder Charging Plants	A-6.2.2.6.(1)

,

(z) by repealing the following item:

NFPA	55-2005	Storage, Use, and Handling of Compressed Gases and Cryogenic Fluids In Portable and Stationary Containers, Cylinders, and Tanks	A-6.2.2.6.(1)

and substituting the following:

NFPA	55-2010	Compressed Gases and Cryogenic Fluids Code	A-6.2.2.6.(1)

,

(aa) by repealing the following item:

NFPA	72-2007	National Fire Alarm and Signaling Code	A-3.2.4.22.(2)

and substituting the following:

NFPA	72-2010	National Fire Alarm and Signaling Code	A-3.2.4.22.(2)

,

(bb) by repealing the following item:

NFPA	80-2007	Fire Doors and Other Opening Protectives	A-3.1.8.1.(2) A-3.2.8.2.(3)

and substituting the following:

NFPA	80-2010	Fire Doors and Other Opening Protectives	A-3.1.8.1.(2) A-3.2.8.2.(3)

,

(cc) by repealing the following item:

NFPA	80A-2007	Protection of Buildings from Exterior Fire Exposures	A-3

and substituting the following:

NFPA	80A-2012	Protection of Buildings from Exterior Fire Exposures	A-3

,

(dd) by repealing the following item:

NFPA	85-2007	Boiler and Combustion Systems Hazards Code	A-6.2.2.6.(1)

and substituting the following:

NFPA	85-2011	Boiler and Combustion Systems Hazards Code	A-6.2.2.6.(1)

,

(ee) by repealing the following item:

NFPA	86-2007	Ovens and Furnaces	A-6.2.2.6.(1)

and substituting the following:

NFPA	86-2011	Ovens and Furnaces	A-6.2.2.6.(1)

,

(ff) by repealing the following item:

NFPA	88A-2007	Parking Structures	A-6.2.2.6.(1)

and substituting the following:

NFPA	88A-2011	Parking Structures	A-6.2.2.6.(1)

,

(gg) by repealing the following item:

NFPA	91-2004	Exhaust Systems for Air Conveying of Vapors, Gases, Mists, and Noncombustible Particulate Solids	A-6.2.2.6.(1)

and substituting the following:

NFPA	91-2010	Exhaust Systems for Air Conveying of Vapors, Gases, Mists, and Noncombustible Particulate Solids	A-6.2.2.6.(1)

,

(hh) by repealing the following item:

NFPA	96-2008	Ventilation Control and Fire Protection of Commercial Cooking Operations	A-3.3.1.2.(2) A-6.2.2.6.(1) A-9.10.1.4.(1)

and substituting the following:

NFPA	96-2011	Ventilation Control and Fire Protection of Commercial Cooking Operations	A-3.3.1.2.(2) A-6.2.2.6.(1) A-9.10.1.4.(1)

,

(ii) by repealing the following item:

NFPA	101-2009	Life Safety Code	A-3.3.2.1.(2)

and substituting the following:

NFPA	101-2012	Life Safety Code	A-3.3.2.1.(2)

,

(jj) by repealing the following item:

NFPA	204-2007	Smoke and Heat Venting	A-6.2.2.6.(1)

and substituting the following:

NFPA	204-2012	Smoke and Heat Venting	A-6.2.2.6.(1)

,

(kk) by repealing the following item:

NFPA	303-2006	Marinas and Boatyards	A-6.2.2.6.(1)

and substituting the following:

NFPA	303-2011	Marinas and Boatyards	A-6.2.2.6.(1)

,

(ll) by repealing the following item:

NFPA	307-2006	Construction and Fire Protection of Marine Terminals, Piers, and Wharves	A-6.2.2.6.(1)

and substituting the following:

NFPA	307-2011	Construction and Fire Protection of Marine Terminals, Piers, and Wharves	A-6.2.2.6.(1)

,

(mm) by repealing the following item:

NFPA	409-2004	Aircraft Hangars	A-6.2.2.6.(1)

and substituting the following:

NFPA	409-2011	Aircraft Hangars	A-6.2.2.6.(1)

,

(nn) by repealing the following item:

NFPA	484-2009	Combustible Metals	A-6.2.2.6.(1)

and substituting the following:

NFPA	484-2012	Combustible Metals	A-6.2.2.6.(1)

,

(oo) by repealing the following item:

NFPA	655-2007	Prevention of Sulfur Fires and Explosions	A-6.2.2.6.(1)

and substituting the following:

NFPA	655-2012	Prevention of Sulfur Fires and Explosions	A-6.2.2.6.(1)

,

(pp) by repealing the following item:

NFPA	664-2007	Prevention of Fires and Explosions in Wood Processing and Woodworking Facilities	A-6.2.2.6.(1)

and substituting the following:

NFPA	664-2012	Prevention of Fires and Explosions in Wood Processing and Woodworking Facilities	A-6.2.2.6.(1)

,

(qq) by repealing the following item:

NFPA	1710-2004	Organization and Deployment of Fire Suppression Operations, Emergency Medical Operations, and Special Operations to the Public by Career Fire Departments	A-3.2.3.1.(8)

and substituting the following:

NFPA	1710-2010	Organization and Deployment of Fire Suppression Operations, Emergency Medical Operations, and Special Operations to the Public by Career Fire Departments	A-3.2.3.1.(8)

,

(rr) by repealing the following item:

NLGA	2007	Standard Grading Rules for Canadian Lumber	A-9.3.2.1.(1) A-9.3.2.8.(1) A-9.23.10.4.(1)

and substituting the following:

NLGA	2010	Standard Grading Rules for Canadian Lumber	A-9.3.2.1.(1) A-9.3.2.8.(1) A-9.23.10.4.(1)

,

(ss) by repealing the following item:

NLGA	SPS-1-2007	Fingerjoined Structural Lumber	Table A-9.10.3.1.A. A-9.23.10.4.(1)

and substituting the following:

NLGA	SPS-1-2011	Fingerjoined Structural Lumber	Table A-9.10.3.1.A. A-9.23.10.4.(1)

,

(tt) by repealing the following item:

NLGA	SPS-3-2007	Fingerjoined 'Vertical Stud Use Only' Lumber	Table A-9.10.3.1.A. A-9.23.10.4.(1)

and substituting the following:

NLGA	SPS-3-2011	Fingerjoined 'Vertical Stud Use Only' Lumber	Table A-9.10.3.1.A. A-9.23.10.4.(1)

,

(uu) by repealing the following item:

NRCA	2007	The NRCA Roofing Manual: Membrane Roof Systems	A-5.6.2.1.

and substituting the following:

NRCA	2011	The NRCA Roofing Manual: Membrane Roof Systems	A-5.6.2.1.

,

(vv) by repealing the following item:

SMACNA	6th Edition	Architectural Sheet Metal Manual	A-5.6.2.1.

and substituting the following:

SMACNA	7th Edition	Architectural Sheet Metal Manual	A-5.6.2.1.

,

(ww) by repealing the following item:

ULC	CAN/ULC-S701-05	Thermal Insulation, Polystyrene, Boards and Pipe Covering	Table A- 9.36.2.4.(1)D.

and substituting the following:

ULC	CAN/ULC-S701-11	Thermal Insulation, Polystyrene, Boards and Pipe Covering	Table A- 9.36.2.4.(1)D.

,

(xx) by repealing the following item:

ULC	CAN/ULC-S703-01	Cellulose Fibre Insulation (CFI) for Buildings	Table A-9.36.2.4.(1)D.

and substituting the following:

ULC	CAN/ULC-S703-09	Cellulose Fibre Insulation (CFI) for Buildings	Table A-9.36.2.4.(1)D.

,

(yy) by repealing the following item:

ULC	CAN/ULC-S704-03	Thermal Insulation, Polyurethane and Polyisocyanurate, Boards, Faced	Table A-9.36.2.4.(1)D.

and substituting the following:

ULC	CAN/ULC-S704-11	Thermal Insulation, Polyurethane and Polyisocyanurate, Boards, Faced	Table A-9.36.2.4.(1)D.

, and

(zz) by repealing the following item:

WWPA	2005	Western Lumber Grading Rules	A-Table 9.3.2.1.

and substituting the following:

WWPA	2011	Western Lumber Grading Rules	A-Table 9.3.2.1.

58 Appendix Note A-3.1.2.1.(1) is amended under the heading "Group A, Division 2" *by adding* "Daycare facilities for children" *below* "Dance halls".

59 The following Appendix Note is added:

A-3.1.2.8. **Daycare Facilities for Children.** A daycare facility for children is typically occupied for a period of less than 24 hours each day (i.e., is not a residential facility). The term "daycare" is not meant to exclude facilities that provide short term care during the night for a period of less than 24 hours each day. (See also A-3.3.2.16.)

60 The following Appendix Note is added:

A-3.3.2.16. **Daycare Facilities with Children under 30 Months.** These daycare facilities are subject to additional requirements to address the unique profile of the occupants. (See also A-3.1.2.8.)

61 Appendix Note A-4.1.5.8. is amended by striking out "entitled Tributary Area" *and substituting* "entitled Live Loads".

62 Appendix Note A-6.2.2.6.(1) is amended by striking out "NFPA 55, "Storage, Use, and Handling of Compressed Gases and Cryogenic Fluids in Portable and Stationary

Containers, Cylinders, and Tanks" " *and substituting* "NFPA 55, "Compressed Gases and Cryogenic Fluids Code" ".

63 *Appendix Note A-9.1.1.1.(1) is amended*

(a) by adding the following paragraph above the paragraph titled "**Thermal Insulation**":

Energy Efficiency

Clause 9.36.1.3.(5)(b) exempts seasonally occupied residential buildings such as summer cottages from the requirements of Section 9.36. Cottages intended for continuous or regular winter use such as ski cabins are required to conform to Section 9.36. ,

(b) by repealing the paragraph titled "**Thermal Insulation**" *and substituting the following:*

Thermal Insulation

Article 9.25.2.1. specifies that insulation is to be installed in walls, ceilings and floors that separate heated space from unheated space. Cottages intended for use only in the summer and which, therefore, have no space heating appliances, would not be required to be insulated. Should a heating system be installed at some later date, insulation should also be installed at that time in accordance with Article 9.25.1.1. and the insulation tables in Section 9.36. However, if the building were not intended for continuous or regular winter use, it may still be exempted from the remainder of the energy efficiency requirements in Section 9.36. , *and*

(c) by repealing the paragraph titled "**Air Barrier Systems and Vapour Barriers**" *and substituting the following:*

Air Barrier Systems and Vapour Barriers

Articles 9.25.3.1. and 9.25.4.1. require the installation of air barrier systems and vapour barriers only where insulation is installed. Dwellings with no heating system would thus be exempt from these requirements. In some cases, seasonally occupied buildings that are conditioned may be required to conform to the air and vapour barrier requirements of Section 9.25, but not to the air barrier and other requirements of Section 9.36.

64 *Appendix Note A-9.3.2.1.(1) is amended in Table A-9.3.2.1.(1)A. and in the third paragraph by striking out* "NLGA 2007," *and substituting* "NLGA 2010,".

65 *Appendix Note A-9.3.2.8.(1) is amended by striking out* "NLGA 2007," *and substituting* "NLGA 2010,".

66 *Appendix Note A-9.4.2.1.(1) is renumbered as Appendix Note A-9.4.2.2.*

67 *Note (12) to Table A-9.10.3.1.B. is amended*

(a) by striking out "CSA O112.7-M, "Resorcinol and Phenol-Resorcinol Resin Adhesives for Wood (Room- and Intermediate-Temperature Curing)." " *and substituting* "CSA O112.10, "Evaluation of Adhesives for Structural Wood Products (Limited Moisture Exposure)." ", *and*

(b) by striking out "CSA O112.6-M, "Phenol and Phenol-Resorcinol Resin Adhesives for Wood (High-Temperature Curing)." " *and substituting* "CSA O112.9, "Evaluation of Adhesives for Structural Wood Products (Exterior Exposure)." ".

68 *Appendix Note A-9.13.4. is amended by adding* "system" *after* "between the air barrier".

69 *Appendix Note A-9.13.4.3. is amended*

(a) by adding "System" *after* "Between the Air Barrier", *and*

(b) by repealing the paragraph titled "Completion of a Subfloor Depressurization System" *and substituting the following:*

Completion of a Subfloor Depressurization System

The completion of a subfloor depressurization system may be necessary to reduce the radon concentration to a level below the guideline specified by Health Canada. In this case, to complete the system, the radon vent pipe is mechanically assisted to enable effective depressurization of the space between the air barrier system and the ground. An electrically powered fan is typically installed somewhere along the radon vent pipe.

Further information on protection from radon ingress can be found in the following Health Canada publications:

- "Radon: A Guide for Canadian Homeowners" (CMHC/HC), and
- "Guide for Radon Measurements in Residential Dwellings (Homes)."

70 *Appendix Note A-9.13.4.3.(2)(b) and (3)(b)(i) is amended*

(a) by adding "system" *after* "between the air barrier" *in both places,*

(b) by deleting Figure A-9.13.4.3.(2)(b) and (3)(b)(i), and

(c) by renumbering the Appendix Note as Appendix Note A-9.13.4.3.(2)(b)(i) and (3)(b)(i).

71 *The following Appendix Note is added:*

A-9.13.4.3.(3)(b) Vent Terminals. To prevent soil gases from entering a building through air intakes, windows, and other openings in the building envelope, radon vent pipe terminations should be installed in a similar manner to plumbing vent terminals. (See A-2.5.6.5.(4) in Appendix A of Division B to Book II of the Code.)

72 *The following Appendix Note is added:*

A-9.16.2.1.(1) Drainage Layer Beneath Floors-on-Ground. A drainage layer required by Sentence 9.16.2.1.(1) shall also be gas-permeable and conform to Article 9.13.4.3. in *buildings* to which that Article applies.

73 *Appendix Note A-Table 9.23.4.3. is amended*

(a) by striking out "live load = 1.9 kPa" *and substituting* "live load: first floor = 1.9 kPa; second floor = 1.4 kPa", *and*

(b) by striking out "dead load = 1.5 kPa" *and substituting* "dead load = 1.5 kPa (0.5 kPa floor + 1.0 kPa partition)".

74 *Appendix Note A-9.23.10.4.(1) is amended by striking out* "NLGA 2007," *and substituting* "NLGA 2010,".

75 *Appendix Note A-9.27.3.1. is amended by striking out* "10 mm" *wherever it appears and substituting* "9.5 mm".

76 *Appendix Note A-9.32.3. is repealed and the following substituted:*

A-9.32.3. Heating-Season (Mechanical) Ventilation. While ventilation strategies can have a significant impact on energy performance, ventilation is primarily a health and safety issue. Inadequate ventilation can lead to mold, high concentrations of CO_2, and other indoor air pollutants, which can lead to adverse health outcomes. Previous editions of the British Columbia Building Code relied on ventilation through the building envelope in combination with a principal exhaust fan. However, with the increased attention on the continuity of the air barrier system in buildings, builders can no longer rely on uncontrolled ventilation through the building envelope. In most buildings, mechanical systems will be required to provide adequate ventilation for occupants.

As described in Article 9.32.3.3., every dwelling unit must include a principal ventilation system. A principal ventilation system is the combination of an exhaust fan and a supply fan (or passive supply in some instances: see Sentence 9.32.3.4.(6)).

The principal ventilation system exhaust fan is separate from the requirements for a fan in every bathroom and kitchen. While a bathroom fan may be used to satisfy both the requirements for the principal ventilation exhaust fan and the requirements for a bathroom fan, the requirements for each must be met. If the fan provides this combined function of the principal ventilation exhaust fan and the bathroom fan, it will also need to have controls that conform to Sentences 9.32.3.5.(3) and (4). Unlike other bathroom fans, the principal ventilation exhaust fan is required to run continuously and should not have a control switch in a location where it may be turned off inadvertently.

77 The following Appendix Note is added:

A-9.32.3.4. Principal Ventilation System Supply Air.

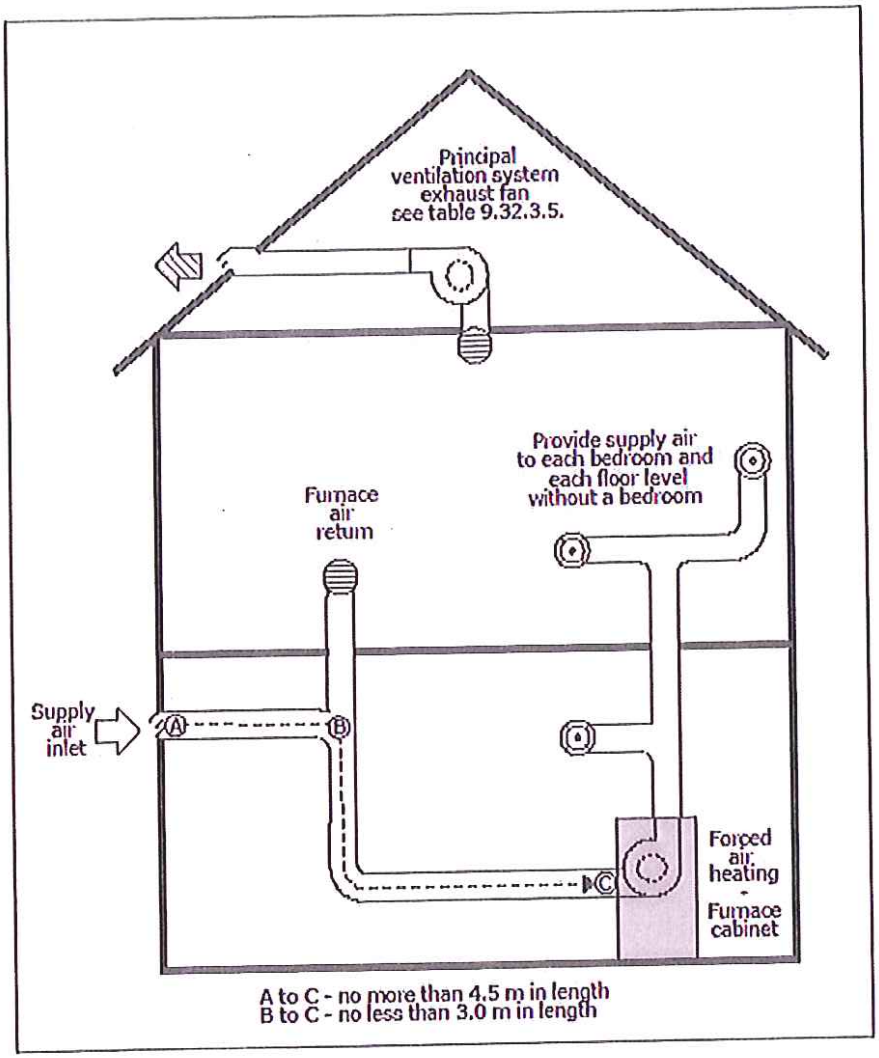

Figure A-9.32.3.4.(2)
Forced-Air Heating System Supply Air Distribution

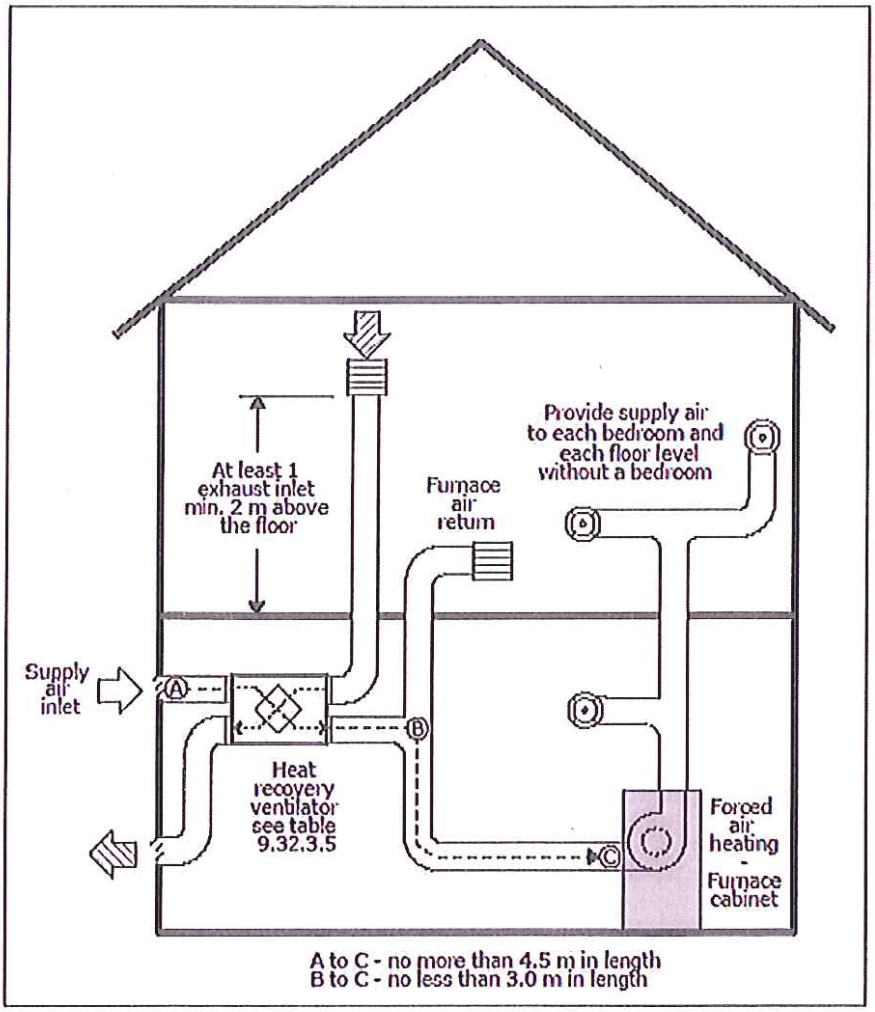

Figure A-9.32.3.4.(3)
Forced Air Heating System with Heat Recovery Ventilator Supply Air Distribution

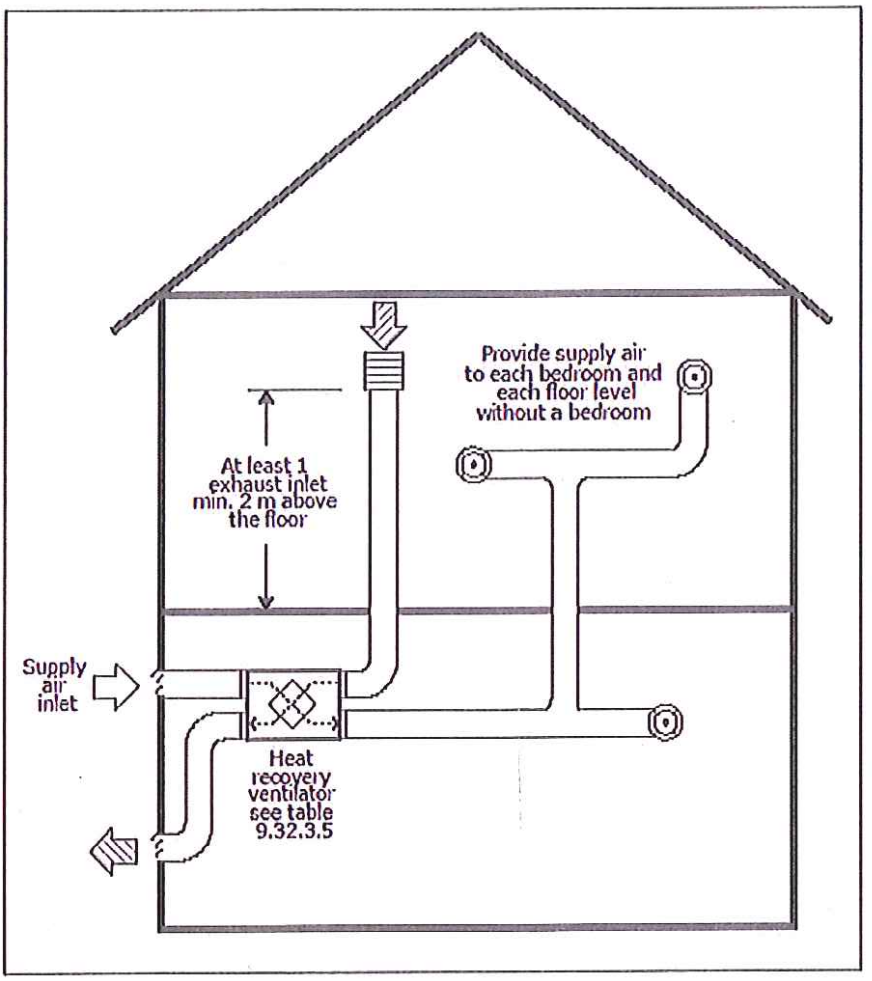

Figure A-9.32.3.4.(4)
Heat Recovery Ventilator Supply Air Distribution

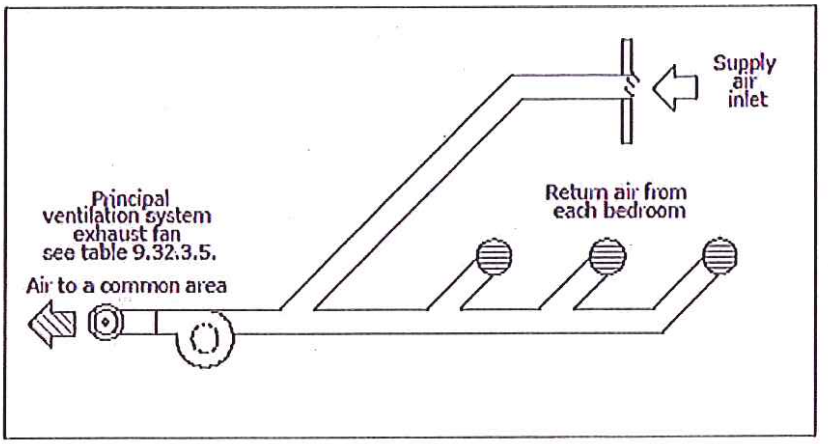

Figure A-9.32.3.4.(5)(b)(i)
Central Recirculation System Supply Air Distribution

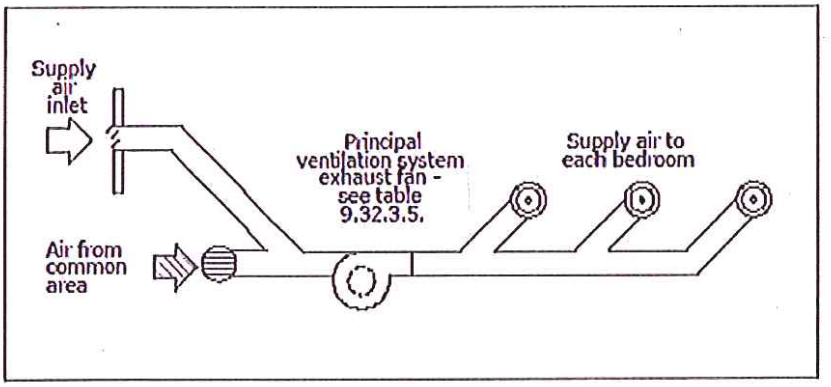

Figure A-9.32.3.4.(5)(b)(ii)
Central Recirculation System Supply Air Distribution

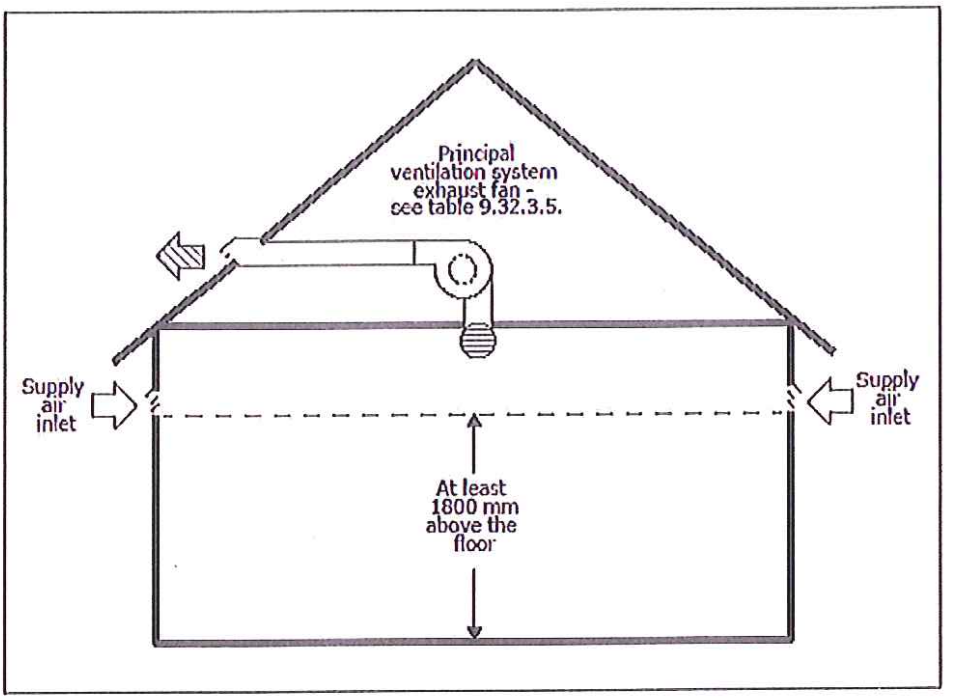

Figure A-9.32.3.4.(6)
Passive Supply Air Distribution

78 *The following Appendix Note is added:*

A-9.32.3.4.(6)(a)(ii) Floor Area Calculation for Passive Supply Air Distribution. The floor area to be calculated for Subclause 9.32.3.4.(6)(a)(ii) does not include sun porches, enclosed verandas, vestibules, attached garages, or other spaces that are outside the building envelope and do not require ventilation supply air.

79 *Appendix Note A-9.32.3.8.(1)(a) is repealed and the following substituted:*

A-9.32.4.1.(1)(a) Naturally Aspirating Fuel-Fired Vented Appliance (NAFFVA). NAFFVA, typically appliances with draft hoods, are subject to back drafting when a negative pressure condition occurs in the dwelling. The following tables describe the conditions under which Clause 9.32.4.1.(1)(a) applies:

Table A-9.32.4.1.(1)(a)A.
Vent Safety — Natural Gas and Propane

Fuel Type	Natural Gas and Propane			
Vent Type	Power Vent[3]	Direct Vent[3]	Thermal Buoyancy Chimney[2]	
Appliance Type	Furnace Boiler HWT Fireplace	HWT Fireplace Heater	Mid-Efficient F/A Furnace or Boiler[5]	Drafthood Boiler HWT[4]
Special Conditions				Located in Air-Barriered Room[1]
Classification	Non-NAFFVA		NAFFVA	Non-NAFFVA
9.32.4.1.(1)(a) Applies	No		Yes	No

Notes to Table A-9.32.4.1.(1)(a)A.:

(1) Mechanical room must be air-barriered from remainder of house with no access from within house. Room must be lined with panel products with sealed joints and all pipe and wire penetrations sealed. Effectively, the room must be finished before equipment is installed and holes drilled for pipes and wires. This option is not available for forced air furnaces as it is not possible to effectively seal the ducts.

(2) Thermal buoyancy chimneys must be within the heated envelope of the house to provide acceptable venting performance.

(3) Any power vented appliance with pressurized vent (1 pipe) or sealed combustion (2 pipe) or direct vent appliance (fireplace, heater or HWT) are non-NAFFVA.

(4) Mid-efficient (draft induced) appliances are considered NAFFVA with the exception of a boiler or HWT located in an air-barriered room.

(5) This category applies only to
- (a) mid-efficient forced air furnaces equipped with induced draft fans and exhaust proving switch, and
- (b) and boilers equipped with induced draft fans and exhaust proving switch.

Table A-9.32.4.1.(1)(a)B.
Vent Safety — Oil and Solid Fuel

Fuel Type	Oil			Solid		
Vent Type	Thermal Buoyancy Chimney[2]		Direct Vent	Thermal Buoyancy Chimney[2]		Any
Appliance Type	Boiler HWT[4]	F/A Furnace Boiler HWT[3],[4]	F/A Furnace Boiler HWT	Boiler	F/A Furnace Boiler HWT Fireplace Heat Stove	Outside Boiler
Special Conditions	Located in Air-Barriered Room[1]			Located in Air-Barriered Room[1]		
Classification	Non-NAFFVA	NAFFVA	Non-NAFFVA	Non-NAFFVA	NAFFVA	N/A
9.32.4.1.(1)(a) Applies	No	Yes	No	No	Yes	No

Notes to Table A-9.32.4.1.(1)(a)B.:

(1) Mechanical room must be air-barriered from remainder of house with no access from within house. Room must be lined with panel products with sealed joints and all pipe and wire penetrations sealed. Effectively, the room must be finished before equipment is installed and holes drilled for pipes and wires. This option is not available for forced air furnaces as it is not possible to effectively seal the ducts.

(2) Thermal buoyancy chimneys must be within the heated envelope of the house to provide acceptable venting performance.

(3) Oil-fired HWT, boilers and furnaces equipped with blocked vent switches.

(4) Sealed combustion kits can be added to oil-fired appliances but they switch to interior combustion air if intake is blocked and rely on barometrically dampered thermal buoyancy chimneys so they are considered NAFFVA.

80 Appendix Note A-9.36.1.3.(5) is repealed and the following substituted:

A-9.36.1.3.(5) **Exemptions.** Examples of buildings and spaces that are exempted from the requirements of Section 9.36. include

- seasonally occupied buildings,
- storage and parking garages,
- service buildings and service rooms,
- unconditioned buildings such as storage warehouses, and
- unconditioned spaces in buildings.

However, note that, where a building envelope assembly of an exempted building is adjacent to a conditioned space, this assembly must meet the requirements of Section 9.36.

81 Appendix Note A-9.36.3.2.(1) is amended by striking out "CAN/CSA-F280-M," *and substituting* "CSA F280,".

82 Appendix Note A-9.36.5.15.(5) is amended by striking out "CAN/CSA-F280-M," *and substituting* "CSA F280,".

Division 5 – Changes to Appendix D of Division B

83 Table D-1.1.2. in Appendix D is amended

(a) by repealing the following item:

ASTM	C 330-05	Lightweight Aggregates for Structural Concrete	D-1.4.3.(2)

and substituting the following:

ASTM	C 330/C 330M-09	Lightweight Aggregates for Structural Concrete	D-1.4.3.(2)

,

(b) by repealing the following item:

ASTM	C 1396/C 1396M-06a	Gypsum Board	D-1.5.1. Table D-3.1.1.A.

and substituting the following:

ASTM	C 1396/C 1396M-11	Gypsum Board	D-1.5.1. Table D-3.1.1.A.

,

(c) by repealing the following item:

NFPA	80-2007	Fire Doors and Other Opening Protectives	D-5.2.1.(1) D-5.2.1.(2)

and substituting the following:

NFPA	80-2010	Fire Doors and Other Opening Protectives	D-5.2.1.(1) D-5.2.1.(2)

,

(d) by repealing the following item:

ULC	CAN/ULC-S102-07	Test for Surface Burning Characteristics of Building Materials and Assemblies	D-1.1.1.(5)

and substituting the following:

ULC	CAN/ULC-S102-10	Test for Surface Burning Characteristics of Building Materials and Assemblies	D-1.1.1.(5)

,

(e) by repealing the following item:

ULC	CAN/ULC-S102.2-07	Test for Surface Burning Characteristics of Flooring, Floor Coverings, and Miscellaneous Materials and Assemblies	D-1.1.1.(5) Table D-3.1.1.B.

and substituting the following:

ULC	CAN/ULC-S102.2-10	Test for Surface Burning Characteristics of Flooring, Floor Coverings, and Miscellaneous Materials and Assemblies	D-1.1.1.(5) Table D-3.1.1.B.

,

(f) by repealing the following item:

ULC	CAN/ULC-S703-01	Cellulose Fibre Insulation (CFI) for Buildings	D-2.3.4.(5)

and substituting the following:

ULC	CAN/ULC-S703-09	Cellulose Fibre Insulation (CFI) for Buildings	D-2.3.4.(5)

, and

(g) by repealing the following item:

ULC	CAN/ULC-S706-02	Wood Fibre Thermal Insulation for Buildings	Table D-3.1.1.A.

and substituting the following:

ULC	CAN/ULC-S706-09	Standard for Wood Fibre Insulating Boards for Buildings	Table D-3.1.1.A.

84 Appendix Note D-1.4.3.(2) is amended in Sentence (2) by striking out "ASTM C 330," *and substituting* "ASTM C 330/C 330M,".

Division 6 – Changes to Attribution Tables of Division B

85 Table 3.9.1.1. in the Attribution Tables of Division B is amended by adding the following item:

3.3.2.16. Daycare Facilities with Children under 30 Months	
(1)	(a) [F02,F03,F05-OS1.2,OS1.3]
	(b) [F10-OS1.5]
(2)	[F11-OS1.5]
(3)	[F11-OS1.5]
(4)	[F11-OS1.5]
	[F81-OS1.4]
(5)	[F11-OS1.5]
	[F81-OS1.4]

86 Table 6.4.1.1. is amended by repealing the following item:

6.2.1.7. Outdoor Design Conditions	
(2)	[F40,F44,F50-OH1.1]
	[F44-OS3.4]

87 Table 9.38.1.1. is amended

(a) by repealing the following item:

9.32.1.2. Required Ventilation	
(1)	[F40,F50,F51,F52-OH1.1]
	[F51,F52-OH1.2]
	[F51,F52,F62,F63-OH1.3]
	[F20,F52,F62,F63,F80-OS2.3]
	[F20,F52,F62,F63,F80-OP2.3]

and substituting the following:

9.32.1.2. Required Ventilation	
(1)	[F40,F50-OH1.1]
	[F51,F52-OH1.2]
	[F51,F52,F62,F63-OH1.3]
	[F52,F62,F63,F80-OP2.3]

,

(b) by repealing the following item:

9.32.2.1. Required Ventilation	
(1)	[F40,F50,F51,F52-OH1.1]
	[F51,F52-OH1.2]
	[F51,F52,F62,F63-OH1.3]
	[F20,F52,F62,F63,F80-OS2.3]
	[F20,F52,F62,F63,F80-OP2.3]
(2)	[F40,F50,F51,F52-OH1.1]
	[F51,F52-OH1.2]
	[F51,F52,F62,F63-OH1.3]
	[F20,F52,F62,F63,F80-OS2.3]
	[F20,F52,F62,F63,F80-OP2.3]

and substituting the following:

9.32.2.1. Required Ventilation	
(1)	[F40,F50-OH1.1]
	[F51,F52-OH1.2]
	[F51,F52,F62,F63-OH1.3]
	[F52,F62,F63,F80-OP2.3]
(2)	[F40,F50-OH1.1]
	[F51,F52-OH1.2]
	[F51,F52,F62,F63-OH1.3]
	[F52,F62,F63,F80-OP2.3]

,

(c) by repealing the following item:

9.32.2.2. Non-Heating-Season Ventilation	
(1)	[F40,F50,F51,F52,F-OH1.1]
	[F51,F52-OH1.2]
	[F51,F52,F62,F63-OH1.3]
	[F20,F52,F62,F63,F80-OS2.3]
	[F20,F52,F62,F63,F80-OP2.3]
(3)	[F42,F61-OS2.3]
	[F42,F61-OH1.1]
	[F42-OH2.5]
(4)	[F42,F80,F81-OH2.5]

and substituting the following:

9.32.2.2. Non-Heating-Season Ventilation	
(1)	[F40,F50-OH1.1]
	[F51,F52-OH1.2]
	[F51,F52,F62,F63-OH1.3]
	[F52,F62,F63,F80-OP2.3]
(3)	[F42-OH2.5]
	[F42,F61-OP2.3]
(4)	[F80-OH2.5]
	[F80-OP2.3]

,

(d) by repealing the items for Articles 9.32.3.1., 9.32.3.2., 9.32.3.3, 9.32.3.4, 9.32.3.5, 9.32.3.6, 9.32.3.7, 9.32.3.8, 9.32.3.9, 9.32.3.10, 9.32.3.11, 9.32.3.12 and 9.32.3.14 and substituting the following:

9.32.3.1. Required Ventilation	
(1)	[F40,F50-OH1.1]
	[F51,F52-OH1.2]
	[F51,F52,F62,F63-OH1.3]
	[F52,F62,F63,F80-OP2.3]
9.32.3.2. Design and Installation	
(1)	[F81-OH1.1,OH1.2,OH1.3]
	[F81-OP2.3]
(2)	[F81-OH1.1,OH1.2,OH1.3]
	[F81-OP2.3]
(3)	[F82-OH1.1,OH1.2,OH1.3]
	[F82-OP2.3]
9.32.3.3. Mechanical Ventilation System Components	
(1)	(a) [F40,F41,F50-OH1.1]
	(a), (b) [F52-OH1.2]
	(a), (b) [F40,F52,F62,F63,F80-OH1.3]
	(a), (b) [F40,F52,F62,F63,F80-OP2.3]
9.32.3.4. Principal Ventilation System Supply Air	
(2)	[F40,F41,F50-OH1.1]
(3)	[F40,F41,F50-OH1.1]
(4)	[F40,F41,F50-OH1.1]
(5)	[F40,F41,F50-OH1.1]
(6)	[F40,F41,F50-OH1.1]
9.32.3.5. Principal Ventilation System Exhaust Fan	
(1)	[F40,F41,F50-OH1.1]
	[F52-OH1.2]
	[F52,F62,F63-OH1.3]
	[F52,F62,F63,F80-OP2.3]
(2)	[F81-OH1.1,OH1.2,OH1.3]
	[F81-OP2.3]
(3)	(a) [F40,F41,F50-OH1.1]
	(a) [F52-OH1.2]
	(a) [F52,F62,F63-OH1.3]
	(a) [F52,F62,F63,F80-OP2.3]
	(b) [F81-OH1.1,OH1.2,OH1.3]
	(b) [F81-OP2.3]
(4)	[F81-OH1.1,OH1.2,OH1.3]
	[F81-OP2.3]
(5)	[F56-OH3.1]
9.32.3.6. Kitchen and Bathroom Exhaust Fans	
(1)	[F52,F62,F63-OH1.3]
	[F52,F62,F63,F80-OP2.3]
(2)	[F81-OH1.1,OH1.2,OH1.3]
	[F81-OP2.3]

9.32.3.7. Heated Crawl Space Ventilation	
(1)	[F40,F41,F52,F62,F63,F80-OP2.3]
(2)	[F40,F41,F52,F62,F63,F80-OP2.3]
(3)	[F40,F41,F52,F62,F63,F80-OP2.3]
(4)	[F40,F41,F52,F62,F63,F80-OP2.3]
(5)	[F40,F41,F52,F62,F63,F80-OP2.3]
9.32.3.8. Air Ducts	
(1)	[F40,F41,F50-OH1.1]
	[F52,F62,F63-OH1.3]
	[F52,F62,F63,F80-OP2.3]
(2)	[F62-OH1.3]
	[F62-OP2.3]
(3)	[F40,F41,F50-OH1.1]
	[F52,F62,F63-OH1.3]
	[F52,F62,F63,F80-OP2.3]
	Table 9.32.3.8.(3), Note (1) [F81-OH1.1,OH1.3]
	Table 9.32.3.8.(3), Note (1) [F81-OP2.3]
(4)	[F51,F63-OH1.3]
	[F63,F80-OP2.3]
(5)	[F51,F63-OH1.3]
	[F63,F80-OP2.3]
(6)	(a) [F01,F02-OS1.1,OS1.2]
	(a) [F80,F82-OP2.3]
	(b) [F40,F80-OP2.3]
(7)	[F50,F81-OH1.1]
	[F81-OH1.3]
	[F81-OP2.3]
(8)	[F40,F81-OH1.1]
9.32.3.9. Outdoor Inlets and Outlets	
(1)	[F42-OH2.5]
	[F61,F81-OP2.3]
9.32.3.10. Interior Doors	
(1)	[F40,F50-OH1.1]
	[F52-OH1.2]

(e) by repealing the following item:

9.32.4.1. Protection Requirements	
(1)	[F40,F50,F53-OH1.1]
	[F44,F50,F53-OS3.4]
(2)	[F53-OH1.1]
	[F44,F50,F53-OS3.4]
	[F53,F63-OS2.3]
(3)	[F44,F50,F53,F81-OS3.4]
	[F53,F81-OH1.1]
(4)	[F81-OH1.1]
	[F81-OH1.2]
	[F81-OS3.4]

and substituting the following:

9.32.4.1. Protection Requirements	
(1)	(a) [F40,F81-OH1.1]
	(b) [F40,F50,F53-OH1.1]
	(b) [F43-OS3.4]
(2)	[F40,F50,F53-OH1.1]
(3)	[F40,F50,F53,F81-OH1.1]
(4)	[F51-OH1.2]

, and

(f) by repealing the following item:

9.32.4.2. Carbon Monoxide Alarms	
(2)	[F44,F81-OS3.4]
(3)	[F44-OS3.4]
(4)	[F44-OS3.4]
(5)	[F44-OS3.4]

and substituting the following:

9.32.4.2. Carbon Monoxide Alarms	
(2)	[F11,F81-OS3.4]
(3)	[F11,F81-OS3.4]
(4)	[F11-OS3.4]
(5)	[F11-OS3.4]
(6)	[F11-OS3.4]

SCHEDULE 2

1 *Book II (Plumbing Systems) of the British Columbia Building Code established by the British Columbia Building Code Regulation, B.C. Reg. 264/2012, is amended as set out in this Schedule.*

Division 1 – Changes to Division B

2 *Table 1.3.1.2. of Division B is amended*

(a) by repealing the following item:

ASME/CSA	ASME A112.18.1-05/ CAN/CSA-B125.1-05	Plumbing Supply Fittings	2.2.10.6.(1) 2.2.10.7.(1)

and substituting the following:

ASME/CSA	ASME A112.18.1-2012/ CSA B125.1-12	Plumbing Supply Fittings	2.2.10.6.(1) 2.2.10.7.(1)

,

(b) by repealing the following item:

ASME/CSA	ASME A112.18.2-05/ CAN/CSA-B125.2-05	Plumbing Waste Fittings	2.2.3.3.(1) 2.2.10.6.(2)

and substituting the following:

ASME/CSA	ASME A112.18.2-2011/ CSA B125.2-11	Plumbing Waste Fittings	2.2.3.3.(1) 2.2.10.6.(2)

,

(c) by adding the following item:

ASME/CSA	ASME A112.19.7-2012/ CSA B45.10-12	Hydromassage Bathtub Systems	2.2.2.2.(7)

,

(d) by repealing the following item:

ASME	B16.3-2006	Malleable Iron Threaded Fittings, Classes 150 and 300	2.2.6.6.(1)

and substituting the following:

ASME	B16.3-2011	Malleable Iron Threaded Fittings: Classes 150 and 300	2.2.6.6.(1)

,

(e) by repealing the following item:

ASME	B16.4-2006	Gray Iron Threaded Fittings, Classes 125 and 250	2.2.6.5.(1)

and substituting the following:

ASME	B16.4-2011	Gray Iron Threaded Fittings: Classes 125 and 250	2.2.6.5.(1)

,

(f) by repealing the following item:

ASME	B16.12-1998	Cast Iron Threaded Drainage Fittings	2.2.6.3.(1)

and substituting the following:

ASME	B16.12-2009	Cast Iron Threaded Drainage Fittings	2.2.6.3.(1)

,

(g) by repealing the following item:

ASME	B16.15-2006	Cast Copper Alloy Threaded Fittings, Classes 125 and 250	2.2.7.3.(1)

and substituting the following:

ASME	B16.15-2011	Cast Copper Alloy Threaded Fittings: Classes 125 and 250	2.2.7.3.(1)

,

(h) by repealing the following item:

ASME	B16.18-2001	Cast Copper Alloy Solder-Joint Pressure Fittings	2.2.7.6.(1) 2.2.7.6.(2)

and substituting the following:

ASME	B16.18-2012	Cast Copper Alloy Solder-Joint Pressure Fittings	2.2.7.6.(1) 2.2.7.6.(2)

,

(i) by repealing the following item:

ASME	B16.23-2002	Cast Copper Alloy Solder Joint Drainage Fittings: DWV	2.2.7.5.(1)

and substituting the following:

ASME	B16.23-2011	Cast Copper Alloy Solder Joint Drainage Fittings: DWV	2.2.7.5.(1)

,

(j) by repealing the following item:

ASME	B16.24-2006	Cast Copper Alloy Pipe Flanges and Flanged Fittings: Classes 150, 300, 600, 900, 1500, and 2500	2.2.7.2.(1)

and substituting the following:

ASME	B16.24-2011	Cast Copper Alloy Pipe Flanges and Flanged Fittings: Classes 150, 300, 600, 900, 1500, and 2500	2.2.7.2.(1)

,

(k) by repealing the following item:

ASME	B16.26-2006	Cast Copper Alloy Fittings for Flared Copper Tubes	2.2.7.7.(1) 2.2.7.7.(2)

and substituting the following:

ASME	B16.26-2011	Cast Copper Alloy Fittings for Flared Copper Tubes	2.2.7.7.(1) 2.2.7.7.(2)

,

(l) by repealing the following item:

ASSE	1051-2009	Individual and Branch Type Air Admittance Valves for Sanitary Drainage Systems	2.2.10.16.(1)

and substituting the following:

ASSE	1051-2009G	Individual and Branch Type Air Admittance Valves (AAVs) for Sanitary Drainage Systems	2.2.10.16.(1)

,

(m) by repealing the following item:

ASTM	A 53/A 53M-07	Pipe, Steel, Black and Hot-Dipped, Zinc-Coated, Welded and Seamless	2.2.6.7.(4)

and substituting the following:

ASTM	A 53/A 53M-10	Pipe, Steel, Black and Hot-Dipped, Zinc-Coated, Welded and Seamless	2.2.6.7.(4)

,

(n) by repealing the following item:

ASTM	B 42-02e1	Seamless Copper Pipe, Standard Sizes	2.2.7.1.(1)

and substituting the following:

ASTM	B 42-10	Seamless Copper Pipe, Standard Sizes	2.2.7.1.(1)

,

(o) by repealing the following item:

ASTM	B 43-98	Seamless Red Brass Pipe, Standard Sizes	2.2.7.1.(2)

and substituting the following:

ASTM	B 43-09	Seamless Red Brass Pipe, Standard Sizes	2.2.7.1.(2)

,

(p) by repealing the following item:

ASTM	B 88-03	Seamless Copper Water Tube	2.2.7.4.(1)

and substituting the following:

ASTM	B 88-09	Seamless Copper Water Tube	2.2.7.4.(1)

,

(q) by repealing the following item:

ASTM	B 306-02	Copper Drainage Tube (DWV)	2.2.7.4.(1)

and substituting the following:

ASTM	B 306-09	Copper Drainage Tube (DWV)	2.2.7.4.(1)

,

(r) by repealing the following item:

ASTM	B 813-00e1	Liquid and Paste Fluxes for Soldering of Copper and Copper Alloy Tube	2.2.9.2.(3)

and substituting the following:

ASTM	B 813-10	Liquid and Paste Fluxes for Soldering of Copper and Copper Alloy Tube	2.2.9.2.(3)

,

(s) by repealing the following item:

ASTM	D 3261-03	Butt Heat Fusion Polyethylene (PE) Plastic Fittings for Polyethylene (PE) Plastic Pipe and Tubing	2.2.5.5.(3)

and substituting the following:

ASTM	D 3261-10a	Butt Heat Fusion Polyethylene (PE) Plastic Fittings for Polyethylene (PE) Plastic Pipe and Tubing	2.2.5.5.(3)

,

(t) by repealing the following item:

ASTM	F 714-08	Polyethylene (PE) Plastic Pipe (SDR-PR) Based on Outside Diameter	2.2.5.6.(1)

and substituting the following:

ASTM	F 714-10	Polyethylene (PE) Plastic Pipe (SDR-PR) Based on Outside Diameter	2.2.5.6.(1)

,

(u) by repealing the following item:

AWS	ANSI/AWS A5.8/ A5.8M:2004	Specification for Filler Metals for Brazing and Braze Welding	2.2.9.2.(4)

and substituting the following:

AWS	ANSI/AWS A5.8:2011	Specification for Filler Metals for Brazing and Braze Welding	2.2.9.2.(4)

,

(v) by repealing the following item:

AWWA	ANSI/AWWA C110/ A21.10-08	Ductile-Iron and Gray-Iron Fittings	2.2.6.4.(3)

and substituting the following:

AWWA	ANSI/AWWA C110/ A21.10-12	Ductile-Iron and Gray-Iron Fittings	2.2.6.4.(3)

,

(w) by repealing the following item:

AWWA	ANSI/AWWA C151/ A21.51-2002	Ductile-Iron Pipe, Centrifugally Cast, for Water	2.2.6.4.(1)

and substituting the following:

AWWA	ANSI/AWWA C151/ A21.51-09	Ductile-Iron Pipe, Centrifugally Cast, for Water	2.2.6.4.(1)

,

(x) by repealing the following item:

CSA	CAN/CSA-A257.1-03	Non-Reinforced Circular Concrete Culvert, Storm Drain, Sewer Pipe, and Fittings	2.2.5.3.(1)

and substituting the following:

CSA	CAN/CSA-A257.1-09	Non-Reinforced Circular Concrete Culvert, Storm Drain, Sewer Pipe, and Fittings	2.2.5.3.(1)

,

(y) by repealing the following item:

CSA	CAN/CSA-A257.2-03	Reinforced Circular Concrete Culvert, Storm Drain, Sewer Pipe, and Fittings	2.2.5.3.(1)

and substituting the following:

CSA	CAN/CSA-A257.2-09	Reinforced Circular Concrete Culvert, Storm Drain, Sewer Pipe, and Fittings	2.2.5.3.(1)

,

(z) by repealing the following item:

CSA	CAN/CSA-A257.3-03	Joints for Circular Concrete Sewer and Culvert Pipe, Manhole Sections, and Fittings Using Rubber Gaskets	2.2.5.3.(2)

and substituting the following:

CSA	CAN/CSA-A257.3-09	Joints for Circular Concrete Sewer and Culvert Pipe, Manhole Sections, and Fittings Using Rubber Gaskets	2.2.5.3.(2)

,

(aa) by repealing the following item:

CSA	CAN/CSA-A257.4-03	Precast Reinforced Circular Concrete Manhole Sections, Catch Basins, and Fittings	2.2.5.3.(5)

and substituting the following:

CSA	CAN/CSA-A257.4-09	Precast Reinforced Circular Concrete Manhole Sections, Catch Basins, and Fittings	2.2.5.3.(5)

,

(bb) by repealing the following item:

CSA	CAN/CSA-B45.5-02	Plastic Plumbing Fixtures	2.2.2.2.(6)

and substituting the following:

CSA	CSA B45.5-11/ IAPMO Z124-2011	Plastic Plumbing Fixtures	2.2.2.2.(6)

,

(cc) by repealing the following item:

CSA	CAN/CSA-B45.10-01	Hydromassage Bathtubs	2.2.2.2.(7)

,

(dd) by repealing the following item:

CSA	CAN/CSA-B64.0-07	Definitions, General Requirements, and Test Methods for Vacuum Breakers and Backflow Preventers	2.2.10.10.(1)

and substituting the following:

CSA	B64.0-11	Definitions, General Requirements, and Test Methods for Vacuum Breakers and Backflow Preventers	2.2.10.10.(1)

,

(ee) by repealing the following item:

CSA	CAN/CSA-B64.1.1-07	Atmospheric Vacuum Breakers (AVB)	2.2.10.10.(1)

and substituting the following:

CSA	B64.1.1-11	Atmospheric Vacuum Breakers (AVB)	2.2.10.10.(1)

,

(ff) by repealing the following item:

CSA	CAN/CSA-B64.1.2-07	Pressure Vacuum Breakers (PVB)	2.2.10.10.(1)

and substituting the following:

CSA	B64.1.2-11	Pressure Vacuum Breakers (PVB)	2.2.10.10.(1)

,

(gg) by repealing the following item:

CSA	CAN/CSA-B64.2-07	Hose Connection Vacuum Breakers (HCVB)	2.2.10.10.(1)

and substituting the following:

CSA	B64.2-11	Hose Connection Vacuum Breakers (HCVB)	2.2.10.10.(1)

,

(hh) by repealing the following item:

CSA	CAN/CSA-B64.2.1-07	Hose Connection Vacuum Breakers (HCVB) with Manual Draining Feature	2.2.10.10.(1)

and substituting the following:

CSA	B64.2.1-11	Hose Connection Vacuum Breakers (HCVB) with Manual Draining Feature	2.2.10.10.(1)

,

(ii) by repealing the following item:

CSA	CAN/CSA-B64.2.2-07	Hose Connection Vacuum Breakers (HCVB) with Automatic Draining Feature	2.2.10.10.(1)

and substituting the following:

CSA	B64.2.2-11	Hose Connection Vacuum Breakers (HCVB) with Automatic Draining Feature	2.2.10.10.(1)

,

(jj) by repealing the following item:

CSA	CAN/CSA-B64.3-07	Dual Check Valve Backflow Preventers with Atmospheric Port (DCAP)	2.2.10.10.(1)

and substituting the following:

CSA	B64.3-11	Dual Check Valve Backflow Preventers with Atmospheric Port (DCAP)	2.2.10.10.(1)

,

(kk) by repealing the following item:

CSA	CAN/CSA-B64.4-07	Reduced Pressure Principle Backflow Preventers (RP)	2.2.10.10.(1)

and substituting the following:

CSA	B64.4-11	Reduced Pressure Principle Backflow Preventers (RP)	2.2.10.10.(1)

,

(ll) by repealing the following item:

CSA	CAN/CSA-B64.4.1-07	Reduced Pressure Principle Backflow Preventers for Fire Protection Systems (RPF)	2.6.2.4.(2) 2.6.2.4.(4)

and substituting the following:

CSA	B64.4.1-11	Reduced Pressure Principle Backflow Preventers for Fire Protection Systems (RPF)	2.6.2.4.(2) 2.6.2.4.(4)

,

(mm) by repealing the following item:

CSA	CAN/CSA-B64.5-07	Double Check Valve Backflow Preventers (DCVA)	2.2.10.10.(1)

and substituting the following:

CSA	B64.5-11	Double Check Valve (DCVA) Backflow Preventers	2.2.10.10.(1)

,

(nn) by repealing the following item:

CSA	CAN/CSA-B64.5.1-07	Double Check Valve Backflow Preventers for Fire Protection Systems (DCVAF)	2.6.2.4.(2)

and substituting the following:

CSA	B64.5.1-11	Double Check Valve Backflow Preventers for Fire Protection Systems (DCVAF)	2.6.2.4.(2)

,

(oo) by repealing the following item:

CSA	CAN/CSA-B64.6-07	Dual Check Valve Backflow Preventers (DuC)	2.2.10.10.(1)

and substituting the following:

CSA	B64.6-11	Dual Check Valve (DuC) Backflow Preventers	2.2.10.10.(1)

,

(pp) by repealing the following item:

CSA	CAN/CSA-B64.6.1-07	Dual Check Valve Backflow Preventers for Fire Protection Systems (DuCF)	2.6.2.4.(2)

and substituting the following:

CSA	B64.6.1-11	Dual Check Valve Backflow Preventers for Fire Protection Systems (DuCF)	2.6.2.4.(2)

,

(qq) by repealing the following item:

CSA	CAN/CSA-B64.7-07	Laboratory Faucet Vacuum Breakers (LFVB)	2.2.10.10.(1)

and substituting the following:

CSA	B64.7-11	Laboratory Faucet Vacuum Breakers (LFVB)	2.2.10.10.(1)

,

(rr) by repealing the following item:

CSA	CAN/CSA-B64.8-07	Dual Check Valve Backflow Preventers with Intermediate Vent (DuCV)	2.2.10.10.(1)

and substituting the following:

CSA	B64.8-11	Dual Check Valve Backflow Preventers with Intermediate Vent (DuCV)	2.2.10.10.(1)

,

(ss) by repealing the following item:

CSA	CAN/CSA-B64.9-07	Single Check Valve Backflow Preventers for Fire Protection Systems (SCVAF)	2.6.2.4.(2)

and substituting the following:

CSA	B64.9-11	Single Check Valve Backflow Preventers for Fire Protection Systems (SCVAF)	2.6.2.4.(2)

,

(tt) by repealing the following item:

CSA	B64.10-07	Selection and Installation of Backflow Preventers	2.6.2.1.(3)

and substituting the following:

CSA	B64.10-11	Selection and Installation of Backflow Preventers	2.6.2.1.(3)

,

(uu) by repealing the following item:

CSA	B70-06	Cast Iron Soil Pipe, Fittings, and Means of Joining	2.2.6.1.(1) 2.4.6.4.(2)

and substituting the following:

CSA	B70-12	Cast Iron Soil Pipe, Fittings, and Means of Joining	2.2.6.1.(1) 2.4.6.4.(2)

,

(vv) by repealing the following item:

CSA	CAN/CSA-B125.3-05	Plumbing Fittings	2.2.10.6.(1) 2.2.10.7.(2) 2.2.10.10.(2)

and substituting the following:

CSA	B125.3-12	Plumbing Fittings	2.2.10.6.(1) 2.2.10.7.(2) 2.2.10.10.(2)

,

(ww) by repealing the following item:

CSA	CAN/CSA-B137.1-05	Polyethylene (PE) Pipe, Tubing, and Fittings for Cold-Water Pressure Services	2.2.5.5.(1)

and substituting the following:

CSA	CAN/CSA-B137.1-09	Polyethylene (PE) Pipe, Tubing, and Fittings for Cold-Water Pressure Services	2.2.5.5.(1)

,

(xx) by repealing the following item:

CSA	CAN/CSA-B137.2-05	Polyvinylchloride (PVC) Injection-Moulded Gasketed Fittings for Pressure Applications	2.2.5.8.(3)

and substituting the following:

CSA	CAN/CSA-B137.2-09	Polyvinylchloride (PVC) Injection-Moulded Gasketed Fittings for Pressure Applications	2.2.5.8.(3)

,

(yy) by repealing the following item:

CSA	CAN/CSA-B137.3-05	Rigid Polyvinylchloride (PVC) Pipe and Fittings for Pressure Applications	2.2.5.8.(1)

and substituting the following:

CSA	CAN/CSA-B137.3-09	Rigid Polyvinylchloride (PVC) Pipe and Fittings for Pressure Applications	2.2.5.8.(1)

,

(zz) by repealing the following item:

CSA	CAN/CSA-B137.5-05	Crosslinked Polyethylene (PEX) Tubing Systems for Pressure Applications	2.2.5.7.(1)

and substituting the following:

CSA	CAN/CSA-B137.5-09	Crosslinked Polyethylene (PEX) Tubing Systems for Pressure Applications	2.2.5.7.(1)

,

(aaa) by repealing the following item:

CSA	CAN/CSA-B137.6-05	Chlorinated Polyvinylchloride (CPVC) Pipe, Tubing, and Fittings for Hot- and Cold-Water Distribution Systems	2.2.5.9.(1)

and substituting the following:

CSA	CAN/CSA-B137.6-09	Chlorinated Polyvinylchloride (CPVC) Pipe, Tubing, and Fittings for Hot- and Cold-Water Distribution Systems	2.2.5.9.(1)

,

(bbb) by repealing the following item:

CSA	CAN/CSA-B137.9-05	Polyethylene/Aluminum/Polyethylene (PE-AL-PE) Composite Pressure-Pipe Systems	2.2.5.13.(1)

and substituting the following:

CSA	CAN/CSA-B137.9-09	Polyethylene/Aluminum/Polyethylene (PE-AL-PE) Composite Pressure-Pipe Systems	2.2.5.13.(1)

,

(ccc) by repealing the following item:

CSA	CAN/CSA-B137.10-05	Crosslinked Polyethylene/Aluminum/Crosslinked Polyethylene (PEX-AL-PEX) Composite Pressure-Pipe Systems	2.2.5.13.(4) 2.2.5.14.(1)

and substituting the following:

CSA	CAN/CSA-B137.10-09	Crosslinked Polyethylene/Aluminum/Crosslinked Polyethylene (PEX-AL-PEX) Composite Pressure-Pipe Systems	2.2.5.13.(4) 2.2.5.14.(1)

,

(ddd) by repealing the following item:

CSA	CAN/CSA-B137.11-05	Polypropylene (PP-R) Pipe and Fittings for Pressure Applications	2.2.5.15.(1)

and substituting the following:

CSA	CAN/CSA-B137.11-09	Polypropylene (PP-R) Pipe and Fittings for Pressure Applications	2.2.5.15.(1)

,

(eee) by repealing the following item:

CSA	CAN/CSA-B181.1-06	Acrylonitrile-Butadiene-Styrene (ABS) Drain, Waste, and Vent Pipe and Pipe Fittings	2.2.5.10.(1) 2.2.5.11.(1) 2.2.5.12.(1) 2.4.6.4.(2)

and substituting the following:

CSA	CAN/CSA-B181.1-11	Acrylonitrile-Butadiene-Styrene (ABS) Drain, Waste, and Vent Pipe and Pipe Fittings	2.2.5.10.(1) 2.2.5.11.(1) 2.2.5.12.(1) 2.4.6.4.(2)

,

(fff) by repealing the following item:

CSA	CAN/CSA-B181.2-06	Polyvinylchloride (PVC) and Chlorinated Polyvinylchloride (CPVC) Drain, Waste, and Vent Pipe and Pipe Fittings	2.2.5.10.(1) 2.2.5.11.(1) 2.2.5.12.(1) 2.4.6.4.(2)

and substituting the following:

CSA	CAN/CSA-B181.2-11	Polyvinylchloride (PVC) and Chlorinated Polyvinylchloride (CPVC) Drain, Waste, and Vent Pipe and Pipe Fittings	2.2.5.10.(1) 2.2.5.11.(1) 2.2.5.12.(1) 2.4.6.4.(2)

,

(ggg) by repealing the following item:

CSA	CAN/CSA-B181.3-06	Polyolefin and Polyvinylidene Fluoride (PVDF) Laboratory Drainage Systems	2.2.8.1.(1)

and substituting the following:

CSA	CAN/CSA-B181.3-11	Polyolefin and Polyvinylidene Fluoride (PVDF) Laboratory Drainage Systems	2.2.8.1.(1)

,

(hhh) by repealing the following item:

CSA	CAN/CSA-B182.1-06	Plastic Drain and Sewer Pipe and Pipe Fittings	2.2.5.10.(1) 2.4.6.4.(2)

and substituting the following:

CSA	CAN/CSA-B182.1-11	Plastic Drain and Sewer Pipe and Pipe Fittings	2.2.5.10.(1) 2.4.6.4.(2)

,

(iii) by repealing the following item:

CSA	CAN/CSA-B182.2-06	PSM Type Polyvinylchloride (PVC) Sewer Pipe and Fittings	2.2.5.10.(1)

and substituting the following:

CSA	CAN/CSA-B182.2-11	PSM Type Polyvinylchloride (PVC) Sewer Pipe and Fittings	2.2.5.10.(1)

,

(jjj) by repealing the following item:

CSA	CAN/CSA-B182.4-06	Profile Polyvinylchloride (PVC) Sewer Pipe and Fittings	2.2.5.10.(1)

and substituting the following:

CSA	CAN/CSA-B182.4-11	Profile Polyvinylchloride (PVC) Sewer Pipe and Fittings	2.2.5.10.(1)

,

(kkk) by repealing the following item:

CSA	CAN/CSA-B182.6-06	Profile Polyethylene (PE) Sewer Pipe and Fittings For Leak-Proof Sewer Applications	2.2.5.10.(1)

and substituting the following:

CSA	CAN/CSA-B182.6-11	Profile Polyethylene (PE) Sewer Pipe and Fittings For Leak-Proof Sewer Applications	2.2.5.10.(1)

,

(lll) by repealing the following item:

CSA	CAN/CSA-B356-00	Water Pressure Reducing Valves for Domestic Water Supply Systems	2.2.10.12.(1)

and substituting the following:

CSA	CAN/CSA-B356-10	Water Pressure Reducing Valves for Domestic Water Supply Systems	2.2.10.12.(1)

,

(mmm) by repealing the following item:

CSA	CAN/CSA-B602-05	Mechanical Couplings for Drain, Waste, and Vent Pipe and Sewer Pipe	2.2.10.4.(2)

and substituting the following:

CSA	CAN/CSA-B602-10	Mechanical Couplings for Drain, Waste, and Vent Pipe and Sewer Pipe	2.2.10.4.(2)

,

(nnn) by repealing the following item:

CSA	CAN/CSA-F379.1-88	Solar Domestic Hot Water Systems (Liquid to Liquid Heat Transfer)	2.2.10.13.(1)

and substituting the following:

CSA	CAN/CSA-F379 Series-09 (excluding CAN/CSA-F379S1-11)	Packaged Solar Domestic Hot Water Systems (Liquid-to-Liquid Heat Transfer)	2.2.10.13.(1)

,

(ooo) by repealing the following item:

CSA	CAN/CSA-F383-87	Installation Code for Solar Domestic Hot Water Systems	2.6.1.8.(1)

and substituting the following:

CSA	CAN/CSA-F383-08	Installation of Packaged Solar Domestic Hot Water Systems	2.6.1.8.(1)

, and

(ppp) by repealing the following item:

NFPA	13D-2007	Installation of Sprinkler Systems in One- and Two-Family Dwellings and Manufactured Homes	2.6.3.1.(3)

and substituting the following:

NFPA	13D-2010	Installation of Sprinkler Systems in One- and Two-Family Dwellings and Manufactured Homes	2.6.3.1.(3)

3 *Sentence 2.2.2.2.(6) is amended by striking out* "CAN/CSA-B45.5," *and substituting* "CSA B45.5/IAPMO Z124,".

4 *Sentence 2.2.2.2.(7) is amended by striking out* "CAN/CSA-B45.10, "Hydromassage Bathtubs." " *and substituting* "ASME A112.19.7/CSA B45.10, "Hydromassage Bathtub Systems." ".

5 *Sentences 2.2.3.3.(1) and 2.2.10.6.(2) are amended by striking out* "ASME A112.18.2/CAN/CSA-B125.2," *and substituting* "ASME A112.18.2/CSA B125.2,".

6 *Sentence 2.2.4.3.(2) is amended by adding* "described in Sentence (1)" *after* "90° elbows".

7 *Sentence 2.2.9.2.(4) is amended by striking out* "ANSI/AWS A5.8/A5.8M," *and substituting* "ANSI/AWS A5.8,".

8 *Clause 2.2.10.6.(1)(a) and Sentence 2.2.10.7.(1) are amended by striking out* "ASME A112.18.1/CAN/CSA-B125.1," *and substituting* "ASME A112.18.1/CSA B125.1,".

9 *Clause 2.2.10.6.(1)(b) and Sentences 2.2.10.7.(2) and 2.2.10.10.(2) are amended by striking out* "CAN/CSA-B125.3," *and substituting* "CSA B125.3,".

10 *Sentence 2.2.10.10.(1) is amended*

(a) in Clause (a) by striking out "CAN/CSA-B64.0," *and substituting* "CSA B64.0,",

(b) in Clause (b) by striking out "CAN/CSA-B64.1.1," *and substituting* "CSA B64.1.1,",

(c) in Clause (c) by striking out "CAN/CSA-B64.1.2," *and substituting* "CSA B64.1.2,",

(d) in Clause (d) by striking out "CAN/CSA-B64.2," *and substituting* "CSA B64.2,",

(e) in Clause (e) by striking out "CAN/CSA-B64.2.1," *and substituting* "CSA B64.2.1,",

(f) in Clause (f) by striking out "CAN/CSA-B64.2.2," *and substituting* "CSA B64.2.2,",

(g) in Clause (g) by striking out "CAN/CSA-B64.3," *and substituting* "CSA B64.3,",

(h) in Clause (h) by striking out "CAN/CSA-B64.4," *and substituting* "CSA B64.4,",

(i) in Clause (i) by striking out "CAN/CSA-B64.5, "Double Check Valve Backflow Preventers (DCVA)," " *and substituting* "CSA B64.5, "Double Check Valve (DCVA) Backflow Preventers," ",

(j) in Clause (j) by striking out "CAN/CSA-B64.6, "Dual Check Valve Backflow Preventers (DuC)," " *and substituting* "CSA B64.6, "Dual Check Valve (DuC) Backflow Preventers," ",

(k) in Clause (k) by striking out "CAN/CSA-B64.7," *and substituting* "CSA B64.7,", *and*

(l) in Clause (l) by striking out "CAN/CSA-B64.8," *and substituting* "CSA B64.8,".

11 Sentence 2.2.10.13.(1) is amended by striking out "CAN/CSA-F379.1, "Solar Domestic Hot Water Systems (Liquid to Liquid Heat Transfer)." " *and substituting* "CAN/CSA-F379 Series, "Packaged Solar Domestic Hot Water Systems (Liquid-to-Liquid Heat Transfer)," excluding CAN/CSA-F379S1.".

12 Sentence 2.2.10.16.(1) is amended by striking out "ASSE 1051, "Individual and Branch Type Air Admittance Valves for Sanitary Drainage Systems." " *and substituting* "ASSE 1051, "Individual and Branch Type Air Admittance Valves (AAVs) for Sanitary Drainage Systems." ".

13 Sentence 2.4.6.3.(6) is amended by striking out "check valve" and substituting "backwater valve".

14 Sentence 2.5.5.2.(5) is amended by striking out "or grease".

15 Sentence 2.5.8.4.(5) is amended by adding "sanitary" before "building drain".

16 Sentence 2.5.9.3.(5) is amended

(a) by adding "at least" *before* "one vent", *and*

(b) by striking out "Sentence 2.5.6.2.(1)." *and substituting* "Sentence 2.5.6.5.(1)."

17 Sentence 2.6.1.8.(1) is amended by striking out "CAN/CSA-F383, "Installation Code for Solar Domestic Hot Water Systems." " *and substituting* "CAN/CSA-F383, "Installation of Packaged Solar Domestic Hot Water Systems." ".

18 Article 2.6.2.4. is amended

(a) in Clause (2)(a) by striking out "CAN/CSA-B64.6.1," *and substituting* "CSA B64.6.1,",

(b) in Clause (2)(b) by striking out "CAN/CSA-B64.9," *and substituting* "CSA B64.9,",

(c) in Clause (2)(c) and Subclause (2)(f)(i) by striking out "CAN/CSA-B64.5.1," *and substituting* "CSA B64.5.1,", *and*

(d) in Clauses (2)(d) and (2)(e), Subclause (2)(f)(ii) and Sentence (4) by striking out "CAN/CSA-B64.4.1," *and substituting* "CSA B64.4.1,".

19 Table 2.8.1.1. is amended by repealing the following item:

2.6.3.1. Design, Fabrication and Installation	
(1)	[F71,F72-OH2.1,OH2.3]
(2)	[F72-OH2.1][F70-OH2.2][F71-OH2.3]
(3)	[F70,F71-OH2.2,OH2.3]
	[F81-OP5]
	[F81-OS1.4]

and substituting the following:

2.6.3.1. Design, Fabrication and Installation	
(1)	[F71,F72-OH2.1,OH2.3]
(2)	[F72-OH2.1][F70-OH2.2][F71-OH2.3]
(3)	[F70,F71-OH2.1,OH2.3]
	[F81-OP5]
	[F81-OS1.4]

Division 2 – Changes to Appendix A of Division B

20 Table A-1.3.1.2. of Division B is amended

(a) by repealing the following item:

ASHRAE	2003	ASHRAE Handbook of HVAC Applications	A-2.6.3.1.(2)

and substituting the following:

ASHRAE	2011	ASHRAE Handbook – HVAC Applications	A-2.6.3.1.(2)

,

(b) by repealing the following item:

ASME	B16.3-2006	Malleable-Iron Threaded Fittings, Classes 150 and 300	Table A-2.2.5., 2.2.6. and 2.2.7.

and substituting the following:

ASME	B16.3-2011	Malleable Iron Threaded Fittings: Classes 150 and 300	Table A-2.2.5., 2.2.6. and 2.2.7.

,

(c) by repealing the following item:

ASME	B16.4-2006	Gray Iron Threaded Fittings, Classes 125 and 250	Table A-2.2.5., 2.2.6. and 2.2.7.

and substituting the following:

ASME	B16.4-2011	Gray Iron Threaded Fittings: Classes 125 and 250	Table A-2.2.5., 2.2.6. and 2.2.7.

,

(d) by repealing the following item:

ASME	B16.15-2006	Cast Copper Alloy Threaded Fittings, Classes 125 and 250	Table A-2.2.5., 2.2.6. and 2.2.7.

and substituting the following:

ASME	B16.15-2011	Cast Copper Alloy Threaded Fittings: Classes 125 and 250	Table A-2.2.5., 2.2.6. and 2.2.7.

,

(e) by repealing the following item:

ASME	B16.18-2001	Cast Copper Alloy Solder-Joint Pressure Fittings	Table A-2.2.5., 2.2.6. and 2.2.7.

and substituting the following:

ASME	B16.18-2012	Cast Copper Alloy Solder Joint Pressure Fittings	Table A-2.2.5., 2.2.6. and 2.2.7.

,

(f) by repealing the following item:

ASME	B16.23-2002	Cast Copper Alloy Solder Joint Drainage Fittings: DWV	Table A-2.2.5., 2.2.6. and 2.2.7.

and substituting the following:

ASME	B16.23-2011	Cast Copper Alloy Solder Joint Drainage Fittings: DWV	Table A-2.2.5., 2.2.6. and 2.2.7.

,

(g) by repealing the following item:

ASPE	2005	ASPE Plumbing Engineering Design Handbook	A-2.6.3.1.(2)

and substituting the following:

ASPE	2010	ASPE Plumbing Engineering Design Handbook	A-2.6.3.1.(2)

,

(h) by repealing the following item:

ASTM	A 53/A 53M-07	Pipe, Steel, Black and Hot-Dipped, Zinc-Coated, Welded and Seamless	Table A-2.2.5., 2.2.6. and 2.2.7.

and substituting the following:

ASTM	A 53/A 53M-10	Pipe, Steel, Black and Hot-Dipped, Zinc-Coated, Welded and Seamless	Table A-2.2.5., 2.2.6. and 2.2.7.

,

(i) by repealing the following item:

ASTM	B 42-02e1	Seamless Copper Pipe, Standard Sizes	Table A-2.2.5., 2.2.6. and 2.2.7.

and substituting the following:

ASTM	B 42-10	Seamless Copper Pipe, Standard Sizes	Table A-2.2.5., 2.2.6. and 2.2.7.

,

(j) by repealing the following item:

ASTM	B 43-98	Seamless Red Brass Pipe, Standard Sizes	Table A-2.2.5., 2.2.6. and 2.2.7.

and substituting the following:

ASTM	B 43-09	Seamless Red Brass Pipe, Standard Sizes	Table A-2.2.5., 2.2.6. and 2.2.7.

,

(k) by repealing the following item:

ASTM	B 88-03	Seamless Copper Water Tube	Table A-2.2.5., 2.2.6. and 2.2.7.

and substituting the following:

ASTM	B 88-09	Seamless Copper Water Tube	Table A-2.2.5., 2.2.6. and 2.2.7.

,

(l) by repealing the following item:

ASTM	B 306-02	Copper Drainage Tube (DWV)	Table A-2.2.5., 2.2.6. and 2.2.7.

and substituting the following:

ASTM	B 306-09	Copper Drainage Tube (DWV)	Table A-2.2.5., 2.2.6. and 2.2.7.

,

(m) by repealing the following item:

ASTM	F 714-08	Polyethylene (PE) Plastic Pipe (SDR-PR) Based on Outside Diameter	Table A-2.2.5., 2.2.6. and 2.2.7.

and substituting the following:

ASTM	F 714-10	Polyethylene (PE) Plastic Pipe (SDR-PR) Based on Outside Diameter	Table A-2.2.5., 2.2.6. and 2.2.7.

,

(n) by repealing the following item:

AWWA	ANSI/AWWA C151/ A21.51-2002	Ductile-Iron Pipe, Centrifugally Cast, for Water	Table A-2.2.5., 2.2.6. and 2.2.7.

and substituting the following:

AWWA	ANSI/AWWA C151/A21.51-2009	Ductile-Iron Pipe, Centrifugally Cast, for Water	Table A-2.2.5., 2.2.6. and 2.2.7.

,

(o) by repealing the following item:

CSA	CAN/CSA-A257.1-03	Non-Reinforced Circular Concrete Culvert, Storm Drain, Sewer Pipe, and Fittings	Table A-2.2.5., 2.2.6. and 2.2.7.

and substituting the following:

CSA	CAN/CSA-A257.1-09	Non-Reinforced Circular Concrete Culvert, Storm Drain, Sewer Pipe, and Fittings	Table A-2.2.5., 2.2.6. and 2.2.7.

,

(p) by repealing the following item:

CSA	CAN/CSA-A257.2-03	Reinforced Circular Concrete Culvert, Storm Drain, Sewer Pipe, and Fittings	Table A-2.2.5., 2.2.6. and 2.2.7.

and substituting the following:

CSA	CAN/CSA-A257.2-09	Reinforced Circular Concrete Culvert, Storm Drain, Sewer Pipe, and Fittings	Table A-2.2.5., 2.2.6. and 2.2.7.

,

(q) by repealing the following item:

CSA	CAN/CSA-B64.4.1-07	Reduced Pressure Principle Backflow Preventers for Fire Protection Systems (RPF)	Table A-2.6.2.4.(2)

and substituting the following:

CSA	B64.4.1-11	Reduced Pressure Principle Backflow Preventers for Fire Protection Systems (RPF)	Table A-2.6.2.4.(2)

,

(r) by repealing the following item:

CSA	CAN/CSA-B64.5.1-07	Double Check Valve Backflow Preventers for Fire Protection Systems (DCVAF)	Table A-2.6.2.4.(2)

and substituting the following:

CSA	B64.5.1-11	Double Check Valve Backflow Preventers for Fire Protection Systems (DCVAF)	Table A-2.6.2.4.(2)

,

(s) by repealing the following item:

CSA	CAN/CSA-B64.6.1-07	Dual Check Valve Backflow Preventers for Fire Protection Systems (DuCF)	Table A-2.6.2.4.(2)

and substituting the following:

CSA	B64.6.1-11	Dual Check Valve Backflow Preventers for Fire Protection Systems (DuCF)	Table A-2.6.2.4.(2)

,

(t) by repealing the following item:

CSA	CAN/CSA-B64.9-07	Single Check Valve Backflow Preventers for Fire Protection Systems (SCVAF)	Table A-2.6.2.4.(2)

and substituting the following:

CSA	B64.9-11	Single Check Valve Backflow Preventers for Fire Protection Systems (SCVAF)	Table A-2.6.2.4.(2)

,

(u) by repealing the following item:

CSA	B64.10.1-07	Maintenance and Field Testing of Backflow Preventers	A-2.6.2.1.(3)

and substituting the following:

CSA	B64.10.1-11	Maintenance and Field Testing of Backflow Preventers	A-2.6.2.1.(3)

,

(v) by repealing the following item:

CSA	B70-06	Cast Iron Soil Pipe, Fittings, and Means of Joining	Table A-2.2.5., 2.2.6. and 2.2.7.

and substituting the following:

CSA	B70-12	Cast Iron Soil Pipe, Fittings, and Means of Joining	Table A-2.2.5., 2.2.6. and 2.2.7.

,

(w) by repealing the following item:

CSA	CAN/CSA-B125.3-05	Plumbing Fittings	A-2.6.1.11.(1)

and substituting the following:

CSA	B125.3-12	Plumbing Fittings	A-2.6.1.11.(1)

,

(x) by repealing the following item:

CSA	CAN/CSA-B137.1-05	Polyethylene (PE) Pipe, Tubing, and Fittings for Cold-Water Pressure Services	Table A-2.2.5., 2.2.6. and 2.2.7.

and substituting the following:

CSA	CAN/CSA-B137.1-09	Polyethylene (PE) Pipe, Tubing, and Fittings for Cold-Water Pressure Services	Table A-2.2.5., 2.2.6. and 2.2.7.

,

(y) by repealing the following item:

CSA	CAN/CSA-B137.2-05	Polyvinylchloride (PVC) Injection-Moulded Gasketed Fittings for Pressure Applications	Table A-2.2.5., 2.2.6. and 2.2.7.

and substituting the following:

CSA	CAN/CSA-B137.2-09	Polyvinylchloride (PVC) Injection-Moulded Gasketed Fittings for Pressure Applications	Table A-2.2.5., 2.2.6. and 2.2.7.

,

(z) by repealing the following item:

CSA	CAN/CSA-B137.3-05	Rigid Polyvinylchloride (PVC) Pipe and Fittings for Pressure Applications	Table A-2.2.5., 2.2.6. and 2.2.7.

and substituting the following:

CSA	CAN/CSA-B137.3-09	Rigid Polyvinylchloride (PVC) Pipe and Fittings for Pressure Applications	Table A-2.2.5., 2.2.6. and 2.2.7.

,

(aa) by repealing the following item:

CSA	CAN/CSA-B137.5-05	Crosslinked Polyethylene (PEX) Tubing Systems for Pressure Applications	Table A-2.2.5., 2.2.6. and 2.2.7. A-2.2.5.7.(1)

and substituting the following:

CSA	CAN/CSA-B137.5-09	Crosslinked Polyethylene (PEX) Tubing Systems for Pressure Applications	Table A-2.2.5., 2.2.6. and 2.2.7. A-2.2.5.7.(1)

,

(bb) by repealing the following item:

CSA	CAN/CSA-B137.6-05	Chlorinated Polyvinylchloride (CPVC) Pipe, Tubing, and Fittings for Hot- and Cold-Water Distribution Systems	Table A-2.2.5., 2.2.6. and 2.2.7. A-2.2.5.10. to 2.2.5.12.

and substituting the following:

CSA	CAN/CSA-B137.6-09	Chlorinated Polyvinylchloride (CPVC) Pipe, Tubing, and Fittings for Hot- and Cold-Water Distribution Systems	Table A-2.2.5., 2.2.6. and 2.2.7. A-2.2.5.10. to 2.2.5.12.

,

(cc) by repealing the following item:

CSA	CAN/CSA-B137.9-05	Polyethylene/Aluminum/Polyethylene (PE-AL-PE) Composite Pressure-Pipe Systems	Table A-2.2.5., 2.2.6. and 2.2.7. A-2.2.5.13.(1)

and substituting the following:

CSA	CAN/CSA-B137.9-09	Polyethylene/Aluminum/Polyethylene (PE-AL-PE) Composite Pressure-Pipe Systems	Table A-2.2.5., 2.2.6. and 2.2.7. A-2.2.5.13.(1)

,

(dd) by repealing the following item:

CSA	CAN/CSA-B137.10-05	Crosslinked Polyethylene/Aluminum/Crosslinked Polyethylene (PEX-AL-PEX) Composite Pressure-Pipe Systems	Table A-2.2.5., 2.2.6. and 2.2.7. A-2.2.5.14.(1)

and substituting the following:

CSA	CAN/CSA-B137.10-09	Crosslinked Polyethylene/Aluminum/Crosslinked Polyethylene (PEX-AL-PEX) Composite Pressure-Pipe Systems	Table A-2.2.5., 2.2.6. and 2.2.7. A-2.2.5.14.(1)

,

(ee) by repealing the following item:

CSA	CAN/CSA-B137.11-05	Polypropylene (PP-R) Pipe and Fittings for Pressure Applications	Table A-2.2.5., 2.2.6. and 2.2.7. A-2.2.5.15.(1)

and substituting the following:

CSA	CAN/CSA-B137.11-09	Polypropylene (PP-R) Pipe and Fittings for Pressure Applications	Table A-2.2.5., 2.2.6. and 2.2.7. A-2.2.5.15.(1)

,

(ff) by repealing the following item:

CSA	CAN/CSA-B181.1-06	Acrylonitrile-Butadiene-Styrene (ABS) Drain, Waste, and Vent Pipe and Pipe Fittings	Table A-2.2.5., 2.2.6. and 2.2.7. A-2.2.5.10. to 2.2.5.12.

and substituting the following:

CSA	CAN/CSA-B181.1-11	Acrylonitrile-Butadiene-Styrene (ABS) Drain, Waste, and Vent Pipe and Pipe Fittings	Table A-2.2.5., 2.2.6. and 2.2.7. A-2.2.5.10. to 2.2.5.12.

,

(gg) by repealing the following item:

CSA	CAN/CSA-B181.2-06	Polyvinylchloride (PVC) and Chlorinated Polyvinylchloride (CPVC) Drain, Waste, and Vent Pipe and Pipe Fittings	Table A-2.2.5., 2.2.6. and 2.2.7. A-2.2.5.10. to 2.2.5.12.

and substituting the following:

CSA	CAN/CSA-B181.2-11	Polyvinylchloride (PVC) and Chlorinated Polyvinylchloride (CPVC) Drain, Waste, and Vent Pipe and Pipe Fittings	Table A-2.2.5., 2.2.6. and 2.2.7. A-2.2.5.10. to 2.2.5.12.

,

(hh) by repealing the following item:

CSA	CAN/CSA-B181.3-06	Polyolefin and Polyvinylidene Fluoride (PVDF) Laboratory Drainage Systems	Table A-2.2.5., 2.2.6. and 2.2.7.

and substituting the following:

CSA	CAN/CSA-B181.3-11	Polyolefin and Polyvinylidene Fluoride (PVDF) Laboratory Drainage Systems	Table A-2.2.5., 2.2.6. and 2.2.7.

,

(ii) by repealing the following item:

CSA	CAN/CSA-B182.1-06	Plastic Drain and Sewer Pipe and Pipe Fittings	Table A-2.2.5., 2.2.6. and 2.2.7.

and substituting the following:

CSA	CAN/CSA-B182.1-11	Plastic Drain and Sewer Pipe and Pipe Fittings	Table A-2.2.5., 2.2.6. and 2.2.7.

,

(jj) by repealing the following item:

CSA	CAN/CSA-B182.2-06	PSM Type Polyvinylchloride (PVC) Sewer Pipe and Fittings	Table A-2.2.5., 2.2.6. and 2.2.7.

and substituting the following:

CSA	CAN/CSA-B182.2-11	PSM Type Polyvinylchloride (PVC) Sewer Pipe and Fittings	Table A-2.2.5., 2.2.6. and 2.2.7.

,

(kk) by repealing the following item:

CSA	CAN/CSA-B182.4-06	Profile Polyvinylchloride (PVC) Sewer Pipe and Fittings	Table A-2.2.5., 2.2.6. and 2.2.7.

and substituting the following:

CSA	CAN/CSA-B182.4-11	Profile Polyvinylchloride (PVC) Sewer Pipe and Fittings	Table A-2.2.5., 2.2.6. and 2.2.7.

, and

(ll) by repealing the following item:

CSA	CAN/CSA-B182.6-06	Profile Polyethylene (PE) Sewer Pipe and Fittings For Leak-Proof Sewer Applications	Table A-2.2.5., 2.2.6. and 2.2.7.

and substituting the following:

CSA	CAN/CSA-B182.6-11	Profile Polyethylene (PE) Sewer Pipe and Fittings For Leak-Proof Sewer Applications	Table A-2.2.5., 2.2.6. and 2.2.7.

21 *Appendix Note A-2.6.1.11.(1) is amended by striking out* "CAN/CSA-B125.3," *and substituting* "CSA B125.3,".

22 *Table A-2.6.2.4.(2) is amended*

(a) by striking out "CAN/CSA-B64.6.1" *and substituting* "CSA B64.6.1",

(b) by striking out "CAN/CSA-B64.9" *and substituting* "CSA B64.9",

(c) by striking out "CAN/CSA-B64.5.1" *and substituting* "CSA B64.5.1", *and*

(d) by striking out "CAN/CSA-B64.4.1" *and substituting* "CSA B64.4.1".

23 *Appendix Note A-2.6.3.1.(2) is amended by striking out* "ASHRAE 2003, "ASHRAE Handbook of HVAC Applications," " *and substituting* "ASHRAE 2011, "ASHRAE Handbook – HVAC Applications," ".